

PLANO DE CONTRIBUIÇÃO DEFINIDA (Perfis de Investimentos)

Mês/Ano	Super Conservador									Conservador I			Conservador II		
	100% Renda Fixa			85% Renda Fixa + 15% Multimercados + 0% R. Variável			90% Renda Fixa + 0% Multimercados + 10% R. Variável								
	Rentabilidade	Benchmark	Performance	Rentabilidade	Benchmark	Performance	Rentabilidade	Benchmark	Performance	Rentabilidade	Benchmark	Performance			
ago/11	1,33%	1,07%	123,84%	-	-	-	1,04%	0,57%	183,07%	-	-	-			
set/11	1,05%	0,94%	112,01%	-	-	-	0,75%	0,11%	687,46%	-	-	-			
out/11	0,92%	0,88%	104,39%	-	-	-	1,58%	1,94%	81,05%	-	-	-			
nov/11	0,93%	0,86%	108,02%	-	-	-	0,35%	0,53%	66,14%	-	-	-			
dez/11	0,92%	0,91%	101,65%	-	-	-	0,86%	0,79%	108,64%	-	-	-			
2011	5,26%	4,75%	110,74%	-	-	-	4,65%	3,99%	116,63%	-	-	-			
jan/12	0,95%	0,89%	107,32%	-	-	-	1,88%	1,91%	98,48%	-	-	-			
fev/12	0,82%	0,74%	109,95%	-	-	-	1,07%	1,10%	96,83%	-	-	-			
mar/12	1,03%	0,81%	127,49%	-	-	-	0,80%	0,53%	149,71%	-	-	-			
abr/12	0,93%	0,70%	132,47%	-	-	-	0,57%	0,22%	262,51%	-	-	-			
mai/12	0,81%	0,73%	110,35%	-	-	-	-0,37%	-0,53%	70,50%	-	-	-			
jun/12	0,70%	0,64%	109,24%	-	-	-	0,64%	0,55%	116,19%	-	-	-			
jul/12	0,80%	0,68%	117,92%	-	-	-	1,05%	0,93%	112,54%	-	-	-			
ago/12	0,74%	0,69%	107,18%	-	-	-	0,79%	0,79%	100,22%	-	-	-			
set/12	0,66%	0,54%	123,20%	-	-	-	0,86%	0,85%	111,87%	-	-	-			
out/12	0,71%	0,61%	117,05%	-	-	-	0,38%	0,19%	197,59%	-	-	-			
dez/12	0,69%	0,54%	126,20%	-	-	-	0,66%	0,56%	117,13%	-	-	-			
2012	9,84%	8,41%	116,95%	-	-	-	9,95%	8,49%	117,19%	-	-	-			
jan/13	0,62%	0,59%	105,80%	-	-	-	0,45%	0,33%	136,41%	-	-	-			
fev/13	0,47%	0,48%	96,70%	-	-	-	0,04%	0,04%	92,57%	-	-	-			
mar/13	0,60%	0,54%	111,50%	-	-	-	0,33%	0,30%	110,85%	-	-	-			
abr/13	0,61%	0,60%	100,95%	-	-	-	0,47%	0,46%	101,52%	-	-	-			
mai/13	0,64%	0,58%	110,27%	-	-	-	0,37%	0,09%	392,17%	-	-	-			
jun/13	0,56%	0,59%	94,11%	-	-	-	-0,31%	-0,60%	51,41%	-	-	-			
jul/13	0,69%	0,71%	98,31%	-	-	-	0,73%	0,80%	91,58%	-	-	-			
ago/13	0,68%	0,69%	97,35%	-	-	-	0,80%	0,99%	80,91%	-	-	-			
set/13	0,74%	0,70%	106,45%	-	-	-	1,05%	1,09%	96,10%	-	-	-			
out/13	0,85%	0,80%	105,77%	-	-	-	1,19%	1,09%	109,08%	-	-	-			
nov/13	0,68%	0,71%	96,35%	-	-	-	0,70%	0,31%	225,92%	-	-	-			
dez/13	0,91%	0,78%	116,14%	-	-	-	0,55%	0,52%	106,85%	-	-	-			
2013	8,35%	8,05%	103,62%	-	-	-	6,57%	5,56%	118,16%	-	-	-			
jan/14	0,75%	0,84%	89,73%	-	-	-	0,02%	0,00%	549,10%	-	-	-			
fev/14	0,95%	0,78%	121,61%	-	-	-	0,02%	0,59%	156,05%	-	-	-			
mar/14	0,81%	0,76%	107,17%	-	-	-	1,13%	1,33%	81,30%	-	-	-			
abr/14	0,90%	0,81%	109,96%	-	-	-	0,99%	0,97%	101,48%	-	-	-			
mai/14	0,93%	0,86%	108,49%	-	-	-	0,90%	0,70%	128,91%	-	-	-			
jun/14	0,86%	0,82%	105,61%	-	-	-	1,09%	1,11%	98,29%	-	-	-			
jul/14	0,97%	0,94%	103,39%	-	-	-	1,17%	1,35%	86,84%	-	-	-			
ago/14	0,93%	0,86%	108,37%	-	-	-	1,55%	1,75%	88,49%	-	-	-			
set/14	0,86%	0,90%	95,95%	-	-	-	-0,26%	-0,36%	27,83%	-	-	-			
out/14	0,95%	0,94%	100,47%	-	-	-	1,11%	0,94%	117,03%	-	-	-			
nov/14	1,01%	0,84%	120,07%	-	-	-	1,17%	0,77%	151,15%	-	-	-			
dez/14	0,90%	0,95%	103,83%	-	-	-	0,20%	0,00%	612,91%	-	-	-			
2014	11,48%	10,81%	106,26%	-	-	-	10,43%	9,59%	108,76%	-	-	-			
jan/15	1,04%	0,93%	112,20%	-	-	-	-0,58%	-0,50%	-15,80%	-	-	-			
fev/15	0,90%	0,82%	109,38%	-	-	-	2,47%	2,65%	93,25%	-	-	-			
mar/15	1,04%	1,03%	100,19%	-	-	-	1,27%	0,66%	192,66%	-	-	-			
abr/15	0,99%	0,95%	104,07%	-	-	-	2,15%	2,74%	78,41%	-	-	-			
mai/15	1,07%	0,98%	108,36%	-	-	-	0,03%	-0,45%	107,40%	-	-	-			
jun/15	1,08%	1,06%	101,16%	-	-	-	1,31%	0,97%	134,20%	-	-	-			
jul/15	1,30%	1,18%	110,78%	-	-	-	0,80%	0,11%	757,84%	-	-	-			
ago/15	1,07%	1,11%	97,04%	-	-	-	-0,48%	-0,78%	38,57%	-	-	-			
set/15	1,15%	1,11%	103,51%	-	-	-	0,68%	0,21%	315,08%	-	-	-			
out/15	1,15%	1,11%	103,94%	-	-	-	0,79%	1,25%	63,42%	-	-	-			
nov/15	1,05%	1,06%	99,45%	-	-	-	0,83%	0,52%	160,92%	-	-	-			
dez/15	1,25%	1,16%	107,31%	-	-	-	0,63%	0,14%	437,29%	-	-	-			
2015	13,88%	13,23%	104,93%	-	-	-	12,10%	10,46%	115,64%	-	-	-			
jan/16	1,14%	1,06%	108,23%	-	-	-	0,44%	-0,51%	185,38%	-	-	-			
fev/16	0,95%	1,00%	94,75%	-	-	-	1,05%	1,98%	53,17%	-	-	-			
mar/16	1,10%	1,16%	94,49%	-	-	-	2,09%	4,32%	48,45%	-	-	-			
abr/16	1,15%	1,05%	109,39%	-	-	-	1,62%	2,38%	68,07%	-	-	-			
mai/16	1,14%	1,11%	102,73%	-	-	-	0,10%	-1,13%	188,81%	-	-	-			
jun/16	1,25%	1,16%	107,92%	-	-	-	2,03%	2,19%	92,59%	-	-	-			
jul/16	1,12%	1,11%	100,96%	-	-	-	2,82%	3,13%	90,19%	-	-	-			
ago/16	1,29%	1,21%	106,67%	-	-	-	0,81%	1,18%	68,45%	-	-	-			
set/16	1,22%	1,11%	110,03%	-	-	-	0,82%	1,05%	78,60%	-	-	-			
out/16	1,18%	1,05%	112,51%	-	-	-	2,60%	3,09%	84,38%	-	-	-			
nov/16	1,11%	1,04%	107,49%	-	-	-	-0,49%	-0,10%	-384,47%	-	-	-			
dez/16	1,00%	1,12%	88,88%	-	-	-	0,52%	0,36%	146,80%	-	-	-			
2016	14,54%	14,00%	103,86%	-	-	-	14,96%	16,67%	89,79%	-	-	-			
jan/17	1,13%	1,09%	104,35%	-	-	-	1,61%	1,72%	93,74%	-	-	-			
fev/17	0,95%	0,87%	109,07%	-	-	-	1,49%	1,49%	105,11%	-	-	-			
mar/17	1,00%	1,05%	95,09%	-	-	-	0,80%	0,69%	115,08%	-	-	-			
abr/17	0,84%	0,79%	107,11%	-	-	-	0,94%	0,77%	121,82%	-	-	-			
mai/17	0,99%	0,93%	106,49%	-	-	-	0,50%	0,42%	119,50%	-	-	-			
jun/17	0,85%	0,81%	104,41%	-	-	-	0,89%	0,76%	117,12%	-	-	-			
jul/17	0,87%	0,80%	109,10%	1,03%	0,80%	128,89%	1,29%	1,20%	107,72%	-	-	-			
ago/17	0,84%	0,80%	104,27%	0,92%	0,80%	114,26%	1,40%	1,47%	95,71%	-	-	-			
set/17	0,69%	0,64%	108,05%	0,89%	0,64%	138,83%	1,21%	1,07%	113,57%	-	-	-			
out/17	0,88%	0,85%	104,89%	0,65%	0,65%	79,74%	0,53%	0,53%	90,56%	-	-	-			
nov/17	0,62%	0,57%	109,07%	0,58%	0,57%	102,03%	0,19%	0,20%	98,20%	-	-	-			
dez/17	0,54%	0,54%	100,78%	0,68%	0,54%	125,92%	1,04%	1,10%	94,89%	-	-	-			
2017	10,48%	9,95%	105,27%	4,70%	4,06%	115,68%	12,18%	104,71%	104,71%	-	-	-			
jan/18	0,62%	0,58%	106,76%	0,90%	0,96%	93,60%	1,44%	1,64%	88,08%	-	-	-			
fev/18	0,50%	0,47%	108,25%	0,52%	0,48%	107,74%	0,53%	0,47%	113,04%	-	-	-			
mar/18	0,58%	0,53%	108,54%	0,58%	0,54%	106,65%	0,45%	0,48%	93,65%	-	-	-			
abr/18	0,47%	0,52%	90,16%	0,42%	0,53%	79,73%	0,27%	0,55%	49,67%	-	-	-			
mai/18	0,46%	0,54%	88,29%	0,08%	0,08%	69,55%	-0,49%	-0,62%	30,78%	-	-	-			
jun/18	0,49%	0,52%	95,38%	0,58%	0,52%	112,48%	0,05%	-0,05%	188,37%	-	-	-			
jul/18	0,58%	0,54%	107,26%	0,50%	0,62%	79,77%	1,25%	1,38%	90,77%	-	-	-			
ago/18	0,59%	0,57%	104,92%	0,54%	0,49%	110,62%	0,12%	0,19%	63,66%	-	-	-			
set/18	0,46%	0,47%	99,01%	0,45%	0,47%	95,19%	0,67%	0,77%	87,65%	-	-	-			
out/18	0,63%	0,54%	115,69%	0,88%	0,76%	115,52%	2,16%	1,51%	143,36%	-	-	-			
nov/18	0,58%	0,49%	117,29%	0,32%	0,44%	72,87%	0,89%	0,68%	130,54%	-	-	-			
dez/18	0,54%	0,49%	109,69%	0,44%	0,42%	102,94%	0,69%	0,26%	262,95%	-	-	-			
2018	6,21%	6,14%	104,43%	6,53%	6,53%	97,61%	8,52%	7,48%	111,27%	-	-	-			
jan/19	0,62%	0,54%	114,10%	0,85%	0,85%	110,25%	1,51%	1,57%	96,44%	-	-	-			
fev/19	0,50%	0,49%	100,91%	0,37%	0,39%	95,33%	0,31%	0,26%	118,38%	-	-	-			
mar/19	0,50%	0,47%	107,43%	0,38%	0,37%	104,06%	0,40%	0,40%	98,43%	-	-	-			
abr/19	0,56%	0,52%	108,80%	0,55%	0,52%	106,97%	0,72%	0,56%	127,31%	-	-	-			
mai/19	0,66%	0,54%	120,84%	0,70%	0,60%	116,36%	0,82%	0,56%	147,40%	-	-	-			
jun/19	0,53%	0,47%	113,30%	0,79%	0,63%	126,73%	0,91%	0,83%	110,28%	-	-	-			
jul/19	0,60%	0,57%	105,10%	0,71%	0,61%	116,26%	1,00%	0,59%	167,93%	-	-	-			
ago/19	0,51%	0,50%	101,35%	0,48%	0,51%	95,32%	0,66%	0,39%	169,69%	-	-	-			
set/19	0,50%	0,47%	106,89%	0,43%	0,46%	92,87%	0,71%	0,78%	91,88%	-	-	-			
out/19	0,43%	0,48%	90,27%	0,58%	0,61%	94,56%	0,60%	0,67%	89,71%	-	-	-			
nov/19	0,18%	0,38%	47,17%	0,11%	0,29%	36,35%	0,25%	0,44%	57,61%	-	-	-			
dez/19	0,40%	0,38%	106,48%	0,68%	0,70%	96,47%	1,22%	1,02%	118,85%	-	-	-			
2019	6,16%	5,97%	103,20%	6,93%	6,73%	102,89%	9,49%	8,37%	113,42%	-	-	-			
jan/20	0,43%	0,38%	115,07%	0,33%	0,40%	81,17%	0,45%	0,18%	255,84%	-	-	-			
fev/20	0,33%	0,29%	110,39%	0,21%	0,02%	1338,32%	-0,43%	-0,58%							



mar/22	1,02%	0,92%	110,78%	1,59%	1,32%	120,70%	1,51%	1,44%	105,14%
abr/22	0,86%	0,83%	103,29%	0,95%	0,91%	104,30%	-0,44%	-0,26%	-171,40%
mai/22	1,11%	1,03%	107,50%	1,12%	1,04%	107,34%	1,07%	1,25%	85,59%
jun/22	1,08%	1,01%	106,43%	0,96%	0,80%	119,88%	-0,16%	-0,24%	66,89%
jul/22	1,08%	1,03%	104,26%	0,91%	0,99%	92,62%	1,59%	1,40%	113,79%
ago/22	1,23%	1,17%	105,42%	1,32%	1,36%	96,88%	1,82%	1,67%	108,99%
set/22	1,17%	1,07%	109,22%	1,20%	1,14%	105,57%	1,03%	1,01%	102,08%
out/22	1,09%	1,02%	106,79%	0,94%	1,07%	88,02%	1,70%	1,46%	115,92%
nov/22	1,01%	1,02%	99,43%	0,55%	0,64%	86,61%	0,08%	0,61%	12,36%
dez/22	1,18%	1,12%	104,79%	1,07%	1,01%	105,61%	0,70%	0,77%	91,69%
2022	13,20%	12,37%	106,72%	13,33%	12,58%	105,97%	11,11%	11,80%	94,09%
jan/23	0,53%	1,12%	47,19%	0,71%	1,13%	62,57%	0,80%	1,35%	-59,70%
fev/23	0,62%	0,92%	67,43%	0,50%	0,75%	66,33%	-0,24%	0,08%	-316,29%
mar/23	1,16%	1,17%	99,06%	1,01%	0,98%	103,48%	0,99%	0,77%	77,61%
abr/23	0,86%	0,92%	93,93%	0,74%	0,90%	81,79%	0,99%	1,08%	91,88%
mai/23	1,21%	1,12%	107,69%	1,09%	1,08%	100,87%	1,73%	1,38%	124,92%
jun/23	1,18%	1,07%	110,16%	0,77%	1,14%	67,25%	2,10%	1,86%	112,77%
jul/23	1,17%	1,07%	109,15%	1,09%	1,13%	96,11%	1,44%	1,29%	111,66%
ago/23	1,30%	1,14%	113,85%	1,15%	0,86%	133,59%	0,56%	0,52%	107,97%
set/23	1,05%	0,97%	107,26%	0,91%	0,83%	109,93%	0,99%	0,95%	104,86%
out/23	1,03%	1,00%	102,78%	0,78%	0,85%	91,46%	0,55%	0,50%	90,41%
nov/23	1,09%	0,92%	118,28%	1,37%	1,16%	118,04%	2,12%	2,08%	101,73%
dez/23	0,97%	0,90%	108,18%	1,16%	1,16%	100,16%	1,41%	1,34%	104,98%
2023	12,86%	13,05%	98,54%	11,85%	12,49%	94,86%	13,83%	14,13%	97,87%
jan/24	1,07%	0,97%	110,97%	0,91%	0,77%	117,41%	0,52%	0,39%	132,36%
fev/24	0,89%	0,80%	111,48%	0,78%	0,70%	111,35%	0,88%	0,82%	106,76%
mar/24	0,92%	0,83%	110,13%	1,02%	0,84%	122,36%	0,74%	0,68%	109,41%
abr/24	0,87%	0,89%	97,97%	0,26%	0,53%	49,87%	0,42%	0,63%	67,32%
mai/24	0,92%	0,83%	109,88%	0,86%	0,75%	115,22%	0,53%	0,45%	119,57%
jun/24	0,85%	0,79%	107,97%	0,82%	0,78%	105,22%	0,86%	0,86%	100,70%
jul/24	1,00%	0,91%	110,14%	0,98%	1,00%	98,71%	1,18%	1,12%	105,55%
ago/24	0,94%	0,87%	108,76%	1,11%	0,86%	129,95%	1,35%	1,44%	94,20%
set/24	0,88%	0,83%	105,40%	0,92%	0,87%	105,44%	0,45%	0,44%	102,02%
out/24	0,93%	0,93%	100,55%	0,78%	0,83%	93,77%	0,73%	0,68%	107,31%
nov/24	0,78%	0,79%	98,44%	0,87%	0,88%	98,73%	0,29%	0,40%	72,09%
dez/24	0,84%	0,93%	90,13%	0,68%	0,84%	80,52%	0,24%	0,41%	59,14%
2024	11,45%	10,87%	105,31%	10,48%	10,10%	103,82%	8,50%	8,62%	98,66%
jan/25	1,09%	1,01%	107,82%	0,91%	0,99%	91,87%	1,44%	1,40%	103,04%
fev/25	1,04%	0,99%	105,75%	0,95%	0,85%	111,06%	0,71%	0,62%	114,82%
mar/25	1,00%	0,96%	103,65%	0,89%	0,81%	110,97%	1,35%	1,47%	92,00%
abr/25	1,09%	1,06%	103,67%	1,46%	1,50%	97,53%	1,55%	1,32%	117,42%
mai/25	1,19%	1,14%	104,88%	1,17%	1,14%	102,91%	1,40%	1,17%	120,02%
jun/25	1,16%	1,10%	105,94%	1,34%	1,25%	107,27%	1,23%	1,12%	109,98%
jul/25	1,28%	1,28%	100,64%	1,01%	0,95%	106,49%	0,73%	0,73%	100,23%
ago/25	1,20%	1,16%	102,85%	1,30%	1,33%	97,75%	1,74%	1,68%	103,94%
set/25	1,27%	1,22%	104,20%	1,27%	1,30%	97,87%	1,45%	1,44%	101,13%
out/25	1,27%	1,28%	99,94%	1,15%	1,27%	90,66%	1,29%	1,37%	94,04%
nov/25	1,08%	1,05%	102,42%	1,05%	1,10%	95,60%	1,60%	1,58%	101,12%
dez/25	1,18%	1,22%	96,87%	1,32%	1,12%	117,69%	1,13%	1,23%	91,87%
2025	14,78%	14,31%	103,24%	14,73%	14,48%	101,76%	16,81%	16,22%	103,64%
jan/26	1,22%	1,16%	104,77%	1,40%	1,32%	105,34%	2,11%	2,30%	91,39%
fev/26	0,98%	1,00%	98,49%	1,24%	1,05%	118,78%	1,25%	1,31%	95,82%
mar/26	1,05%	1,21%	86,16%	0,02%	0,52%	4,71%	0,44%	1,02%	-43,38%
2026	3,28%	3,41%	96,18%	2,68%	2,92%	91,99%	3,84%	4,70%	81,76%
Acumulado Últimos 12 Meses	14,91%	14,79%	100,85%	14,63%	14,75%	99,17%	17,14%	17,53%	97,77%
Acumulado Últimos 24 Meses	28,38%	27,72%	102,39%	26,69%	26,76%	99,74%	28,84%	29,70%	97,10%
Acumulado Últimos 36 Meses	45,71%	43,50%	105,07%	42,41%	41,83%	101,39%	48,09%	47,58%	101,06%
Acumulado Total	316,68%	288,74%	109,67%	112,14%	108,77%	103,09%	312,41%	292,80%	106,70%
Média Acumulada**	0,55%	0,50%	109,67%	0,19%	0,19%	103,09%	0,54%	0,50%	106,70%

Mês/Ano	Conservador MMEX			Moderado I			Moderado II		
	70% Renda Fixa + 15% Multimercados + 10% R. Variável + 5% Exterior			70% Renda Fixa + 10 Multimercados + 20% R. Variável			70% Renda Fixa + 0% Multimercados + 30% R. Variável		
	Rentabilidade	Benchmark	Performance	Rentabilidade	Benchmark	Performance	Rentabilidade	Benchmark	Performance
ago/11	-	-	-	-	-	-	0,45%	-0,44%	203,42%
set/11	-	-	-	-	-	-	0,14%	-1,56%	-9,10%
out/11	-	-	-	-	-	-	2,88%	4,07%	70,92%
nov/11	-	-	-	-	-	-	-0,82%	-0,15%	540,03%
dez/11	-	-	-	-	-	-	0,75%	0,57%	130,84%
2011	-	-	-	-	-	-	3,42%	2,42%	140,92%
jan/12	-	-	-	-	-	-	3,74%	3,96%	94,52%
fev/12	-	-	-	-	-	-	1,57%	1,82%	86,15%
mar/12	-	-	-	-	-	-	0,32%	-0,03%	-1270,88%
abr/12	-	-	-	-	-	-	-0,16%	-0,76%	21,62%
mai/12	-	-	-	-	-	-	-2,73%	-3,04%	89,71%
jun/12	-	-	-	-	-	-	0,52%	0,37%	140,02%
jul/12	-	-	-	-	-	-	1,54%	1,44%	107,47%
ago/12	-	-	-	-	-	-	0,90%	1,00%	90,62%
set/12	-	-	-	-	-	-	1,54%	1,49%	103,62%
out/12	-	-	-	-	-	-	-0,29%	-0,64%	45,47%
dez/12	-	-	-	-	-	-	0,60%	0,59%	100,53%
dez/12	-	-	-	-	-	-	2,23%	2,19%	101,81%
2012	-	-	-	-	-	-	10,09%	8,54%	118,16%
jan/13	-	-	-	-	-	-	0,12%	-0,18%	-67,88%
fev/13	-	-	-	-	-	-	0,81%	-0,84%	97,33%
mar/13	-	-	-	-	-	-	-0,21%	-0,18%	114,64%
abr/13	-	-	-	-	-	-	0,19%	0,18%	105,21%
mai/13	-	-	-	-	-	-	-0,17%	-0,88%	19,43%
jun/13	-	-	-	-	-	-	-2,04%	-2,98%	68,38%
jul/13	-	-	-	-	-	-	0,81%	0,99%	81,93%
ago/13	-	-	-	-	-	-	1,06%	1,59%	66,57%
set/13	-	-	-	-	-	-	1,67%	1,89%	88,42%
out/13	-	-	-	-	-	-	1,86%	1,66%	112,28%
nov/13	-	-	-	-	-	-	0,75%	-0,48%	154,22%
dez/13	-	-	-	-	-	-	-0,16%	-0,01%	1397,53%
2013	-	-	-	-	-	-	3,05%	0,66%	464,83%
jan/14	-	-	-	-	-	-	-1,45%	-1,67%	12,78%
fev/14	-	-	-	-	-	-	0,86%	0,20%	419,34%
mar/14	-	-	-	-	-	-	1,76%	2,65%	66,44%
abr/14	-	-	-	-	-	-	1,17%	1,29%	90,79%
mai/14	-	-	-	-	-	-	0,84%	0,38%	222,12%
jun/14	-	-	-	-	-	-	1,55%	1,70%	91,25%
jul/14	-	-	-	-	-	-	1,56%	2,16%	72,43%
ago/14	-	-	-	-	-	-	2,79%	2,54%	78,82%
set/14	-	-	-	-	-	-	-2,51%	-2,88%	12,96%
out/14	-	-	-	-	-	-	1,42%	0,95%	150,10%
nov/14	-	-	-	-	-	-	1,49%	0,64%	232,77%
dez/14	-	-	-	-	-	-	-1,37%	-1,92%	28,36%
2014	-	-	-	-	-	-	8,26%	7,05%	117,16%
jan/15	-	-	-	-	-	-	-2,19%	-1,92%	-14,06%
fev/15	-	-	-	-	-	-	4,04%	4,48%	90,30%
mar/15	-	-	-	-	-	-	1,51%	0,28%	528,45%
abr/15	-	-	-	-	-	-	3,32%	4,54%	73,06%
mai/15	-	-	-	-	-	-	-1,00%	-1,88%	46,74%
jun/15	-	-	-	-	-	-	1,53%	0,88%	174,11%
jul/15	-	-	-	-	-	-	0,30%	-0,96%	130,79%
ago/15	-	-	-	-	-	-	-2,03%	-2,67%	23,79%
set/15	-	-	-	-	-	-	0,20%	-0,68%	130,02%
out/15	-	-	-	-	-	-	0,43%	1,38%	30,96%
nov/15	-	-	-	-	-	-	0,62%	-0,02%	3317,39%
dez/15	-	-	-	-	-	-	0,01%	-0,87%	101,53%
2015	-	-	-	-	-	-	8,53%	4,99%	170,81%
jan/16	-	-	-	-	-	-	-0,26%	-2,08%	87,35%
fev/16	-	-	-	-	-	-	1,16%	2,96%	39,13%
mar/16	-	-	-	-	-	-	3,09%	7,48%	41,31%
abr/16	-	-	-	-	-	-	2,09%	3,71%	56,33%
mai/16	-	-	-	-	-	-	-0,94%	-3,37%	72,17%
jun/16	-	-	-	-	-	-	2,80%	3,22%	87,06%
jul/16	-	-	-	-	-	-	4,53%	5,15%	87,88%
ago/16	-	-	-	-	-	-	0,32%	1,14%	27,84%
set/16	-	-	-	-	-	-	0,43%	0,99%	43,30%
out/16	-	-	-	-	-	-	4,03%	5,12%	78,63%
nov/16	-	-	-	-	-	-	-2,09%	-1,24%	-68,54%
dez/16	-	-	-	-	-	-	0,05%	-0,41%	111,29%
2016	-	-	-	-	-	-	15,72%	21,91%	71,75%
jan/17	-	-	-	-	-	-	2,56%	2,97%	85,98%
fev/17	-	-	-	-	-	-	1,52%	1,53%	99,60%
mar/17	-	-	-	-	-	-	0,40%	-0,02%	2097,52%
abr/17	-	-	-	-	-	-	1,14%	0,75%	152,94%
mai/17	-	-	-	-	-	-	-0,46%	-0,59%	21,56%
jun/17	-	-	-	-	-	-	0,98%	0,66%	148,45%
jul/17	-	-	-	2,24%	1,60%	140,04%	2,13%	2,00%	106,62%
ago/17	-	-	-	2,24%	2,13%	105,01%	2,54%	2,80%	90,81%
set/17	-	-	-	2,39%	1,49%	160,13%	2,24%	1,91%	117,27%
out/17	-	-	-	-0,16%	0,52%	131,16%	0,23%	0,46%	50,18%
nov/17	-	-	-	-0,37%	-0,18%	-109,41%	-0,66%	-0,55%	-20,78%
dez/17	-	-	-	2,00%	1,66%	120,18%	2,05%	2,22%	92,04%
2017	-	-	-	8,59%	7,43%	115,52%	15,62%	15,01%	104,05%
jan/18	-	-	-	3,20%	3,96%	80,64%	3,09%	3,75%	82,27%
fev/18	-	-	-	0,62%	0,54%	115,09%	0,59%	0,48%	122,30%
mar/18	-	-	-	0,33%	0,46%	70,37%	0,19%	0,38%	51,59%
abr/18	-	-	-	-0,07%	0,62%	-111,81%	-0,11%	0,63%	-117,30%
mai/18	-	-	-	-2,71%	-3,12%	13,12%	-2,39%	-2,90%	17,54%
jun/18	-	-	-	-0,10%	-0,63%	83,56%	-0,84%	-1,20%	29,59%
jul/18	-	-	-	1,63%	2,47%	65,90%	2,58%	3,04%	84,89%
ago/18	-	-	-	-0,52%	-0,44%	-19,24%	-0,83%	-0,57%	-46,25%
set/18	-	-	-	0,82%	1,07%	77,08%	1,09%	1,37%	79,89%
out/18	-	-	-	4,53%	3,20%	141,63%	5,23%	3,44%	152,11%
nov/18	-	-	-	0,33%	0,68%	48,73%	1,51%	1,06%	142,88%
dez/18	-	-	-	0,50%	-0,20%	354,35%	1,00%	-0,20%	607,43%
2018	-	-	-	8,70%	8,77%	99,20%	11,45%	9,46%	121,01%
jan/19	-	-	-	3,48%	3,63%	95,80%	3,30%	3,63%	91,14%
fev/19	-	-	-	-0,22%	-0,34%	4,60%	-0,08%	-0,21%	63,03%
mar/19	-	-	-	-0,11%	0,81%	-189,40%	0,19%	0,23%	67,71%
abr/19	-	-	-	0,84%	0,61%	137,84%	1,03%	0,66%	156,48%
mai/19	-	-	-	1,14%	0,77%	147,78%	1,16%	0,59%	196,21%
jun/19	-	-	-	2,17%	1,71%	126,76%	1,68%	1,55%	108,45%
jul/19	-	-	-	1,77%	0,76%	233,20%	1,80%	0,65%	277,95%
ago/19	-	-	-	0,71%	0,28%	253,66%	0,95%	0,15%	619,93%
set/19	-	-	-	0,71%	1,08%	65,32%	1,14%	1,40%	81,87%
out/19	-	-	-	1,24%	1,29%	96,47%	0,93%	1,05%	89,19%
nov/19	-	-	-	0,08%	0,20%	40,05%	0,40%	0,55%	72,05%
dez/19	-	-	-	2,95%	2,75%	107,19%	2,95%	2,32%	122,87%
2019	-	-	-	15,59%	13,44%	116,03%	16,41%	13,28%	123,59%
jan/20	-	-	-	0,12%	0,07%	174,06%	0,48%	-0,23%	214,73%
fev/20	-	-	-	-1,58%	-2,38%	33,65%	-1,95%	-2,32%	15,85%
mar/20	-	-	-	-6,63%	-9,00%	26,28%	-10,35%	-8,73%	-18,57%
abr/20	-	-	-	2,67%	3,59%	74,61%	3,00%	3,28%	91,65%
mai/20	-	-	-	2,41%	2,72%	88,61%	2,47%	2,74%	90,18%
jun/20	-	-	-	2,42%	2,72%	89,04%	3,37%	2,78%	121,18%
jul/20	-	-	-	2,89%	3,05%	94,69%	4,03%	2,62%	154,14%
ago/20	-	-	-	-0,02%	-0,51%	96,94%	-0,44%	-0,92%	52,23%
set/20	-	-	-	-1,85%	-1,86%	0,66%	-1,24%	-1,32%	-0,88%
out/20	-	-	-	-0,20%	-0,06%	-263,99%	-0,16%	-0,10%	-65,86%
nov/20	-	-	-	2,65%	3,58%	73,95%	3,79%	4,88%	77,81%
dez/20	-	-	-	2,12%	2,25%	94,30%	2,90%	2,90%	99,82%
2020	-	-	-	4,66%	3,48%	133,87%	4,99%	4,91%	101,54%
jan/21	-	-	-	-0,29%	-0,65%	45,16%	-0,32%	-0,89%	35,39%



fev/21	-	-	-	-0,20%	-0,73%	26,86%	-0,66%	-1,22%	54,45%
mar/21	-	-	-	0,70%	1,39%	50,44%	0,83%	1,94%	42,63%
abr/21	-	-	-	1,00%	0,66%	150,43%	1,25%	0,73%	172,33%
mai/21	-	-	-	1,38%	1,54%	89,37%	1,85%	2,03%	91,09%
jun/21	-	-	-	0,51%	0,38%	135,59%	0,63%	0,35%	178,84%
jul/21	-	-	-	-0,53%	-0,69%	76,89%	-0,71%	-0,93%	75,61%
ago/21	-	-	-	-0,28%	-0,19%	-148,10%	-0,72%	-0,45%	-161,34%
set/21	-	-	-	-0,95%	-0,99%	96,12%	-1,78%	-1,66%	-106,71%
out/21	-	-	-	-1,86%	-1,08%	-171,44%	-2,88%	-1,69%	-171,17%
nov/21	-	-	-	-0,05%	0,06%	-88,93%	-0,27%	-0,05%	-560,07%
dez/21	-	-	-	0,59%	1,23%	80,15%	0,99%	1,39%	71,16%
2021	-	-	-	0,36%	0,87%	41,41%	-1,87%	-0,54%	-345,73%
jan/22	-	-	-	1,78%	2,04%	87,50%	2,03%	2,61%	77,95%

fev/22	-	-	-	0,23%	0,82%	28,44%	-0,16%	0,79%	-119,76%
mar/22	-	-	-	2,38%	2,21%	107,39%	2,49%	2,46%	100,91%
abr/22	-0,52%	-0,47%	-110,97%	-1,69%	-1,30%	-129,99%	-3,06%	-2,45%	-124,95%
mai/22	0,84%	1,01%	83,58%	1,04%	1,48%	70,33%	0,99%	1,69%	58,84%
jun/22	-0,31%	-0,45%	69,36%	-1,48%	-1,63%	90,47%	-2,64%	-2,74%	96,12%
jul/22	1,74%	1,64%	105,62%	2,00%	1,73%	115,24%	2,62%	2,13%	123,05%
ago/22	1,66%	1,57%	105,36%	2,46%	2,29%	107,24%	2,89%	2,67%	112,12%
set/22	0,70%	0,75%	93,77%	0,91%	0,99%	91,90%	0,76%	0,89%	84,89%
out/22	1,66%	1,67%	99,46%	2,20%	1,94%	113,68%	2,91%	2,35%	123,85%
nov/22	0,03%	0,56%	5,54%	-1,17%	-0,05%	-2373,89%	-1,80%	-0,20%	-885,38%
dez/22	0,31%	0,32%	97,47%	0,16%	0,34%	46,87%	-0,25%	0,05%	-568,89%
2022	6,24%	6,77%	92,24%	9,06%	11,32%	80,03%	6,84%	10,53%	64,95%
jan/23	1,09%	1,53%	71,69%	1,20%	1,58%	75,92%	1,35%	1,80%	75,33%
fev/23	-0,36%	-0,16%	-227,22%	-1,19%	-0,88%	-135,64%	-1,97%	-1,61%	-122,70%
mar/23	0,39%	0,53%	74,93%	0,23%	0,23%	-133,65%	-0,54%	-0,05%	-109,13%
abr/23	0,81%	1,02%	79,88%	1,03%	1,22%	84,36%	1,24%	1,39%	89,18%
mai/23	1,58%	1,31%	120,60%	2,17%	1,62%	134,19%	2,77%	1,91%	145,20%
jun/23	1,63%	1,89%	86,65%	2,75%	2,70%	101,72%	3,95%	3,45%	114,39%
jul/23	1,41%	1,38%	101,98%	1,66%	1,55%	106,98%	1,99%	1,73%	114,77%
ago/23	0,45%	0,24%	190,16%	-0,28%	-0,29%	96,00%	-0,92%	-0,73%	-126,37%
set/23	0,67%	0,61%	109,12%	0,85%	0,82%	103,53%	0,89%	0,90%	99,64%
out/23	0,11%	0,40%	26,58%	-0,10%	0,11%	-189,18%	-0,41%	-0,18%	-225,87%
nov/23	2,69%	2,60%	103,26%	3,33%	3,40%	97,98%	4,18%	4,40%	94,83%
dez/23	1,73%	1,70%	101,48%	1,98%	1,97%	100,66%	2,30%	2,24%	102,43%
2023	12,87%	13,56%	94,93%	14,06%	14,78%	95,16%	15,64%	16,18%	96,63%
jan/24	0,43%	0,32%	134,48%	-0,15%	-0,31%	47,27%	-0,59%	-0,76%	76,06%
fev/24	0,97%	0,92%	105,62%	0,79%	0,77%	101,39%	0,84%	0,86%	97,94%
mar/24	1,01%	0,80%	125,35%	0,64%	0,53%	121,21%	0,39%	0,37%	106,17%
abr/24	-0,24%	0,20%	-115,27%	-0,43%	0,13%	-424,73%	-0,47%	0,11%	-526,17%
mai/24	0,72%	0,60%	119,46%	0,12%	0,00%	3724,16%	-0,23%	-0,33%	70,35%
jun/24	1,25%	1,22%	102,28%	0,86%	0,92%	92,92%	0,89%	1,00%	89,19%
jul/24	1,24%	1,34%	92,54%	1,35%	1,39%	97,30%	1,54%	1,54%	100,16%
ago/24	1,62%	1,50%	107,79%	1,87%	1,99%	93,87%	2,17%	2,57%	84,36%
set/24	0,36%	0,34%	108,67%	0,05%	0,08%	66,43%	-0,40%	-0,34%	-118,65%
out/24	0,71%	0,73%	97,98%	0,42%	0,36%	115,51%	0,31%	0,17%	180,74%
nov/24	0,76%	0,92%	82,18%	-0,14%	0,07%	399,51%	-0,69%	-0,38%	-181,30%
dez/24	0,66%	0,25%	259,70%	-0,46%	-0,17%	-268,97%	-0,95%	-0,64%	-149,56%
2024	9,91%	9,54%	103,86%	5,00%	5,89%	84,80%	2,79%	4,20%	66,41%
jan/25	0,55%	1,20%	46,17%	1,67%	1,77%	94,31%	2,14%	2,17%	98,58%
fev/25	0,59%	0,42%	141,05%	0,32%	0,17%	189,16%	0,06%	-0,10%	157,58%
mar/25	0,85%	0,95%	89,29%	1,65%	1,88%	87,50%	2,07%	2,49%	83,03%
abr/25	1,86%	1,67%	111,18%	2,25%	1,88%	119,73%	2,46%	1,85%	133,15%
mai/25	1,65%	1,44%	114,36%	1,60%	1,20%	133,13%	1,82%	1,23%	147,97%
jun/25	1,31%	1,20%	109,01%	1,42%	1,25%	114,10%	1,37%	1,17%	117,58%
jul/25	0,63%	0,54%	116,34%	0,00%	-0,03%	102,06%	-0,37%	-0,36%	103,17%
ago/25	1,75%	1,74%	100,40%	2,35%	2,29%	102,48%	2,83%	2,70%	104,89%
set/25	1,45%	1,51%	96,06%	1,64%	1,71%	95,83%	1,82%	1,88%	97,14%
out/25	1,27%	1,47%	86,55%	1,23%	1,47%	83,56%	1,33%	1,57%	84,46%
nov/25	1,47%	1,54%	95,11%	2,11%	2,15%	98,18%	2,65%	2,65%	100,09%
dez/25	1,25%	1,26%	99,13%	1,16%	1,17%	99,67%	1,02%	1,24%	82,05%
2025	15,62%	15,99%	97,69%	18,82%	18,24%	103,16%	20,92%	20,07%	104,26%
jan/26	2,27%	2,26%	100,32%	3,11%	3,55%	87,55%	3,88%	4,58%	84,59%
fev/26	0,77%	1,26%	61,12%	1,70%	1,65%	102,85%	1,79%	1,93%	93,05%
mar/26	-0,48%	0,00%	-43927,48%	-0,84%	0,37%	-329,19%	-0,76%	0,64%	-219,16%
2026	2,56%	3,55%	72,01%	3,98%	5,64%	70,47%	4,93%	7,28%	67,79%
Acumulado Últimos 12 Meses	16,25%	17,09%	95,12%	19,17%	20,27%	94,53%	21,64%	23,13%	93,55%
Acumulado Últimos 24 Meses	27,24%	28,92%	94,19%	28,08%	30,99%	90,63%	29,60%	33,59%	88,11%
Acumulado Últimos 36 Meses	45,47%	46,63%	97,50%	48,08%	50,45%	95,30%	52,62%	55,75%	94,38%
Acumulado Total	56,29%	59,53%	94,57%	131,24%	133,84%	98,06%	297,18%	293,22%	101,35%
Média Acumulada	0,10%	0,10%	94,57%	0,23%	0,23%	98,06%	0,51%	0,50%	101,35%

Mês/Ano	Moderado III			Moderado MMEX			Agressivo I		
	50% Renda Fixa + 15% Multimercados + 35% R. Variável			50% Renda Fixa + 15% Multimercados + 25% R. Variável + 10% Exterior			50% Renda Fixa + 0% Multimercados + 50% R. Variável		
	Rentabilidade	Benchmark	Performance	Rentabilidade	Benchmark	Performance	Rentabilidade	Benchmark	Performance
ago/11	-	-	-	-	-	-	2,04%	1,94%	105,04%
set/11	-	-	-	-	-	-	1,01%	1,20%	84,31%
out/11	-	-	-	-	-	-	2,13%	2,12%	100,29%
nov/11	-	-	-	-	-	-	-0,96%	-1,48%	65,10%
dez/11	-	-	-	-	-	-	0,54%	0,63%	85,70%
2011	-	-	-	-	-	-	3,33%	3,29%	101,01%
jan/12	-	-	-	-	-	-	-2,92%	-3,34%	12,36%
fev/12	-	-	-	-	-	-	0,80%	-0,18%	541,48%
mar/12	-	-	-	-	-	-	2,39%	3,90%	61,15%
abr/12	-	-	-	-	-	-	1,36%	1,61%	84,32%
mai/12	-	-	-	-	-	-	0,77%	0,05%	1418,39%
jun/12	-	-	-	-	-	-	2,01%	2,29%	87,84%
jul/12	-	-	-	-	-	-	1,96%	2,97%	65,90%
ago/12	-	-	-	-	-	-	4,02%	5,32%	75,64%
set/12	-	-	-	-	-	-	-4,76%	-5,40%	11,97%
out/12	-	-	-	-	-	-	1,73%	0,95%	183,11%
nov/12	-	-	-	-	-	-	1,81%	0,51%	356,89%
dez/12	-	-	-	-	-	-	-2,95%	-3,37%	23,07%
2012	-	-	-	-	-	-	10,09%	8,42%	119,81%
jan/13	-	-	-	-	-	-	-3,00%	-2,64%	-13,90%
fev/13	-	-	-	-	-	-	4,83%	5,39%	89,58%
mar/13	-	-	-	-	-	-	1,62%	0,10%	1664,80%
abr/13	-	-	-	-	-	-	3,90%	5,44%	71,71%
mai/13	-	-	-	-	-	-	-1,52%	-2,59%	41,51%
jun/13	-	-	-	-	-	-	1,65%	0,84%	197,34%
jul/13	-	-	-	-	-	-	0,05%	-1,50%	103,05%
ago/13	-	-	-	-	-	-	-2,81%	-3,61%	22,20%
set/13	-	-	-	-	-	-	-0,03%	-1,13%	97,17%
out/13	-	-	-	-	-	-	0,25%	1,45%	17,04%
nov/13	-	-	-	-	-	-	0,51%	-0,29%	277,15%
dez/13	-	-	-	-	-	-	-0,29%	-1,38%	78,67%
2013	-	-	-	-	-	-	-0,42%	-0,41%	89,86%
jan/14	-	-	-	-	-	-	-0,61%	-2,87%	78,56%
fev/14	-	-	-	-	-	-	1,21%	3,46%	35,10%
mar/14	-	-	-	-	-	-	3,59%	9,07%	39,61%
abr/14	-	-	-	-	-	-	2,33%	4,38%	53,14%
mai/14	-	-	-	-	-	-	-1,46%	-4,49%	67,55%
jun/14	-	-	-	-	-	-	3,19%	3,73%	85,44%
jul/14	-	-	-	-	-	-	5,38%	6,16%	87,29%
ago/14	-	-	-	-	-	-	0,07%	1,12%	6,57%
set/14	-	-	-	-	-	-	0,23%	0,96%	23,97%
out/14	-	-	-	-	-	-	4,74%	6,14%	77,18%
nov/14	-	-	-	-	-	-	-2,89%	-1,81%	59,78%
dez/14	-	-	-	-	-	-	-0,19%	-0,79%	75,92%
2014	-	-	-	-	-	-	5,99%	4,36%	137,39%
jan/15	-	-	-	-	-	-	-3,00%	-2,64%	-13,90%
fev/15	-	-	-	-	-	-	4,83%	5,39%	89,58%
mar/15	-	-	-	-	-	-	1,62%	0,10%	1664,80%
abr/15	-	-	-	-	-	-	3,90%	5,44%	71,71%
mai/15	-	-	-	-	-	-	-1,52%	-2,59%	41,51%
jun/15	-	-	-	-	-	-	1,65%	0,84%	197,34%
jul/15	-	-	-	-	-	-	0,05%	-1,50%	103,05%
ago/15	-	-	-	-	-	-	-2,81%	-3,61%	22,20%
set/15	-	-	-	-	-	-	-0,03%	-1,13%	97,17%
out/15	-	-	-	-	-	-	0,25%	1,45%	17,04%
nov/15	-	-	-	-	-	-	0,51%	-0,29%	277,15%
dez/15	-	-	-	-	-	-	-0,29%	-1,38%	78,67%
2015	-	-	-	-	-	-	4,95%	-0,38%	1399,15%
jan/16	-	-	-	-	-	-	-0,61%	-2,87%	78,56%
fev/16	-	-	-	-	-	-	1,21%	3,46%	35,10%
mar/16	-	-	-	-	-	-	3,59%	9,07%	39,61%
abr/16	-	-	-	-	-	-	2,33%	4,38%	53,14%
mai/16	-	-	-	-	-	-	-1,46%	-4,49%	67,55%
jun/16	-	-	-	-	-	-	3,19%	3,73%	85,44%
jul/16	-	-	-	-	-	-	5,38%	6,16%	87,29%
ago/16	-	-	-	-	-	-	0,07%	1,12%	6,57%
set/16	-	-	-	-	-	-	0,23%	0,96%	23,97%
out/16	-	-	-	-	-	-	4,74%	6,14%	77,18%
nov/16	-	-	-	-	-	-	-2,89%	-1,81%	59,78%
dez/16	-	-	-	-	-	-	-0,19%	-0,79%	75,92%
2016	-	-	-	-	-	-	16,35%	27,01%	60,53%
jan/17	-	-	-	-	-	-	3,51%	4,23%	82,83%
fev/17	-	-	-	-	-	-	1,91%	1,97%	96,57%
mar/17	-	-	-	-	-	-	0,00%	-0,73%	99,45%
abr/17	-	-	-	-	-	-	1,34%	0,72%	186,56%
mai/17	-	-	-	-	-	-	-1,42%	-1,60%	10,71%
jun/17	-	-	-	-	-	-	1,06%	0,56%	191,34%
jul/17	-	-	-	-	-	-	2,97%	2,80%	106,15%
ago/17	-	-	-	-	-	-	3,68%	4,13%	89,07%
set/17	-	-	-	-	-	-	3,28%	2,76%	118,70%
out/17	0,05%	0,52%	10,42%	-	-	-	-0,07%	0,33%	-120,56%
nov/17	-0,31%	-0,18%	-79,01%	-	-	-	-1,51%	-1,29%	-17,24%
dez/17	1,83%	1,66%	109,30%	-	-	-	3,05%	3,35%	91,10%
2017	1,55%	2,01%	77,16%	-	-	-	19,08%	18,39%	103,71%
jan/18	2,82%	3,46%	81,70%	-	-	-	4,73%	5,86%	80,64%
fev/18	0,60%	0,51%	116,07%	-	-	-	0,65%	0,49%	131,16%
mar/18	0,33%	0,45%	72,20%	-	-	-	-0,06%	0,27%	-122,40%
abr/18	-0,01%	0,61%	-101,73%	-	-	-	-0,49%	0,70%	-170,41%
mai/18	-2,20%	-2,58%	14,48%	-	-	-	-4,29%	-5,18%	17,15%
jun/18	-0,22%	-0,63%	64,72%	-	-	-	-1,73%	-2,34%	25,91%
jul/18	1,74%	2,37%	73,67%	-	-	-	3,92%	4,71%	83,18%
ago/18	-0,45%	-0,34%	-24,54%	-	-	-	-1,78%	-1,32%	-26,46%
set/18	0,85%	1,07%	79,32%	-	-	-	1,52%	1,97%	76,86%
out/18	4,20%	2,91%	144,28%	-	-	-	8,29%	5,36%	154,57%
nov/18	0,68%	0,75%	89,98%	-	-	-	2,14%	1,44%	148,74%
dez/18	0,64%	-0,10%	712,24%	-	-	-	1,30%	-0,66%	298,06%
2018	9,18%	8,66%	106,01%	-	-	-	14,45%	11,28%	128,13%



jan/19	3,05%	3,22%	94,82%	-	-	-	5,09%	5,68%	89,68%
fev/19	-0,15%	-0,19%	23,53%	-	-	-	-0,46%	-0,68%	32,18%
mar/19	0,05%	0,14%	37,44%	-	-	-	-0,03%	0,15%	-117,56%
abr/19	0,86%	0,61%	139,01%	-	-	-	1,34%	0,75%	170,41%
mai/19	1,08%	0,69%	156,00%	-	-	-	1,49%	0,62%	240,01%
jun/19	1,82%	1,50%	121,17%	-	-	-	2,44%	2,26%	107,78%
jul/19	1,62%	0,70%	230,42%	-	-	-	2,61%	0,70%	371,12%
ago/19	0,75%	0,28%	270,70%	-	-	-	1,24%	-0,08%	1630,83%
set/19	0,80%	1,08%	73,39%	-	-	-	1,57%	2,02%	78,03%
out/19	1,05%	1,11%	94,29%	-	-	-	1,26%	1,42%	88,95%
nov/19	0,18%	0,32%	55,98%	-	-	-	0,54%	0,66%	81,57%
dez/19	2,58%	2,32%	111,36%	-	-	-	4,48%	3,61%	124,01%
2019	14,53%	12,38%	117,24%	-	-	-	23,67%	16,33%	129,16%
jan/20	0,26%	0,03%	857,88%	-	-	-	0,52%	-0,63%	182,58%
fev/20	-1,43%	-2,01%	29,02%	-	-	-	-3,47%	-4,07%	14,58%
mar/20	-6,91%	-7,68%	10,00%	-	-	-	-16,39%	-14,78%	-10,90%
abr/20	2,44%	3,06%	79,70%	-	-	-	4,83%	5,27%	91,60%
mai/20	2,16%	2,39%	90,39%	-	-	-	3,82%	4,40%	86,70%
jun/20	2,41%	2,40%	100,33%	-	-	-	5,32%	4,49%	118,53%
jul/20	2,90%	2,56%	113,33%	-	-	-	6,29%	4,23%	148,69%
ago/20	-0,08%	-0,53%	85,04%	-	-	-	-0,97%	-1,64%	41,02%
set/20	-1,45%	-1,45%	0,14%	-	-	-	-2,33%	-2,32%	-0,35%
out/20	-0,44%	-0,20%	-117,10%	-	-	-	-0,38%	-0,27%	-43,09%
nov/20	4,45%	6,09%	73,04%	-	-	-	6,16%	8,03%	76,77%
dez/20	3,38%	3,74%	90,24%	-	-	-	4,55%	4,73%	96,17%
2020	7,39%	7,98%	92,71%	-	-	-	5,69%	5,41%	105,12%
jan/21	-0,63%	-1,22%	52,16%	-	-	-	-0,67%	-1,58%	42,30%
fev/21	-0,53%	-1,39%	38,14%	-	-	-	-1,23%	-2,12%	58,03%
mar/21	1,05%	2,27%	46,42%	-	-	-	1,24%	3,10%	40,17%
abr/21	1,47%	0,97%	151,21%	-	-	-	1,86%	1,07%	173,38%
mai/21	2,10%	2,47%	85,01%	-	-	-	2,82%	3,21%	87,66%
jun/21	0,58%	0,42%	139,26%	-	-	-	0,77%	0,38%	199,10%
jul/21	-1,22%	-1,43%	85,27%	-	-	-	-1,48%	-1,79%	82,58%
ago/21	-0,90%	-0,64%	-141,64%	-	-	-	-1,57%	-1,03%	-152,73%
set/21	-2,12%	-2,06%	-102,97%	-	-	-	-3,35%	-3,07%	-109,34%
out/21	-3,62%	-2,23%	-162,30%	-	-	-	-5,15%	-3,13%	-164,72%
nov/21	-0,57%	-0,32%	-181,33%	-	-	-	-0,91%	-0,47%	-192,62%
dez/21	1,09%	1,57%	69,42%	-	-	-	1,09%	1,81%	60,46%
2021	-3,39%	-1,71%	-198,16%	-	-	-	-6,66%	-3,82%	-174,44%
jan/22	2,49%	3,00%	82,84%	-	-	-	2,86%	3,86%	74,20%
fev/22	-0,24%	0,87%	-127,47%	-	-	-	-0,82%	0,82%	-100,53%
mar/22	3,30%	3,12%	105,87%	-	-	-	3,46%	3,49%	99,17%
abr/22	-3,62%	-2,91%	-124,19%	-2,65%	-2,40%	-110,36%	-5,67%	-4,63%	-122,35%
mai/22	0,99%	1,69%	58,84%	0,55%	1,08%	50,53%	0,92%	2,13%	43,10%
jun/22	-3,37%	-3,58%	94,20%	-2,20%	-2,32%	94,76%	-5,11%	-5,24%	97,45%
jul/22	2,72%	2,27%	119,80%	2,81%	2,48%	113,38%	3,65%	2,86%	127,58%
ago/22	3,37%	3,11%	108,39%	2,29%	2,04%	112,47%	4,16%	3,67%	113,54%
set/22	0,72%	0,92%	77,38%	0,13%	0,33%	40,59%	0,48%	0,77%	62,33%
out/22	3,07%	2,62%	116,99%	2,68%	2,49%	107,72%	4,13%	3,24%	127,44%
nov/22	-1,80%	-0,20%	-885,38%	-0,96%	-0,27%	-452,81%	-3,68%	-1,02%	-360,95%
dez/22	-0,59%	-0,23%	-0,96%	-0,69%	-0,56%	-123,44%	-1,20%	-0,66%	-180,71%
2022	5,85%	10,36%	56,48%	1,81%	3,32%	54,64%	2,49%	9,08%	27,44%



jan/23	1,67%	1,91%	87,07%	1,62%	2,03%	79,55%	1,90%	2,25%	84,71%
fev/23	-2,52%	-2,19%	-115,01%	-1,65%	-1,49%	-110,71%	-3,69%	-3,29%	-112,41%
mar/23	-0,98%	-0,45%	-216,83%	-0,51%	-0,13%	-390,42%	-1,68%	-0,87%	-194,03%
abr/23	1,18%	1,46%	81,11%	0,95%	1,21%	78,46%	1,50%	1,71%	87,48%
mai/23	2,91%	1,99%	145,91%	2,34%	1,68%	139,33%	3,81%	2,43%	156,76%
jun/23	3,99%	3,91%	102,04%	2,96%	3,03%	97,81%	5,79%	5,04%	114,99%
jul/23	2,04%	1,90%	107,35%	1,86%	1,73%	107,20%	2,53%	2,17%	116,62%
ago/23	-1,44%	-1,32%	-109,06%	-0,62%	-0,70%	88,43%	-2,40%	-1,97%	-121,55%
set/23	0,73%	0,74%	99,45%	0,40%	0,39%	104,30%	0,79%	0,84%	93,76%
out/23	-0,90%	-0,53%	-170,47%	-0,80%	-0,56%	-141,91%	-1,37%	-0,97%	-141,38%
nov/23	4,97%	5,23%	95,16%	4,52%	4,63%	97,74%	6,24%	6,73%	92,69%
dez/23	2,71%	2,73%	99,26%	2,52%	2,47%	101,84%	3,18%	3,14%	101,33%
2023	15,01%	16,06%	93,46%	14,29%	15,08%	94,71%	17,28%	18,11%	95,44%
jan/24	-1,04%	-1,24%	83,44%	-0,32%	-0,42%	76,33%	-1,71%	-1,91%	89,14%
fev/24	0,72%	0,77%	93,75%	1,15%	1,15%	100,45%	0,81%	0,90%	89,87%
mar/24	0,41%	0,30%	138,83%	0,90%	0,69%	130,29%	0,04%	0,06%	70,94%
abr/24	-1,30%	-0,38%	-344,94%	-0,96%	-0,25%	-383,28%	-1,36%	-0,41%	-334,01%
mai/24	-0,47%	-0,61%	78,28%	0,39%	0,26%	146,93%	-1,00%	-1,10%	90,27%
jun/24	0,87%	1,03%	84,61%	1,67%	1,69%	99,18%	0,91%	1,13%	80,50%
jul/24	1,62%	1,74%	93,25%	1,59%	1,79%	88,72%	1,91%	1,96%	97,09%
ago/24	2,54%	2,84%	89,40%	2,33%	2,43%	95,79%	2,98%	3,71%	80,56%
set/24	-0,58%	-0,50%	-115,88%	-0,40%	-0,40%	-101,82%	-1,26%	-1,12%	-112,08%
out/24	0,05%	-0,05%	203,34%	0,54%	0,50%	108,96%	-0,11%	-0,33%	32,07%
nov/24	-0,84%	-0,49%	-173,89%	0,40%	0,77%	52,29%	-1,67%	-1,16%	-143,75%
dez/24	-1,41%	-0,98%	-143,32%	0,34%	-0,60%	156,29%	-2,14%	-1,68%	-127,65%
2024	0,50%	2,88%	17,31%	7,85%	7,84%	100,21%	-2,69%	1,07%	-252,14%
jan/25	2,13%	2,34%	91,09%	0,37%	1,59%	23,16%	2,83%	2,94%	96,46%
fev/25	-0,20%	-0,42%	47,47%	0,06%	-0,20%	131,42%	-0,60%	-0,83%	71,73%
mar/25	2,15%	2,60%	82,80%	0,98%	1,35%	72,72%	2,79%	3,52%	79,27%
abr/25	3,05%	2,42%	126,11%	2,49%	1,98%	125,56%	3,37%	2,37%	141,89%
mai/25	1,90%	1,25%	152,75%	2,23%	1,76%	126,69%	2,24%	1,29%	173,22%
jun/25	1,59%	1,33%	119,09%	1,31%	1,16%	112,81%	1,51%	1,22%	124,59%
jul/25	-0,92%	-0,96%	95,94%	-0,04%	-0,15%	24,36%	-1,47%	-1,44%	-101,68%
ago/25	3,20%	3,11%	102,74%	2,48%	2,42%	102,49%	3,92%	3,72%	105,32%
set/25	1,92%	2,07%	92,73%	1,72%	1,83%	94,06%	2,19%	2,31%	94,65%
out/25	1,21%	1,62%	75,08%	1,39%	1,71%	81,51%	1,36%	1,77%	77,02%
nov/25	2,65%	2,65%	100,09%	2,14%	2,25%	95,28%	3,70%	3,71%	99,65%
dez/25	1,13%	1,14%	98,47%	1,15%	1,41%	82,17%	0,91%	1,26%	72,45%
2025	21,90%	21,20%	103,32%	17,52%	18,47%	94,83%	25,10%	23,97%	104,73%
jan/26	4,50%	5,31%	84,61%	3,59%	3,77%	0,00%	5,65%	6,86%	82,31%
fev/26	2,19%	2,13%	102,73%	0,43%	1,63%	0,00%	2,33%	2,54%	91,63%
mar/26	-2,08%	-0,15%	-1362,23%	-1,29%	-0,61%	0,00%	-1,96%	0,26%	-768,98%
2026	4,56%	7,39%	61,67%	2,69%	4,82%	55,81%	5,99%	9,86%	60,72%
Acumulado Últimos 12 Meses	22,41%	24,48%	91,56%	18,99%	20,85%	91,09%	26,19%	28,88%	90,69%
Acumulado Últimos 24 Meses	27,98%	33,50%	83,52%	27,93%	32,04%	87,19%	30,15%	37,38%	80,66%
Acumulado Últimos 36 Meses	50,13%	55,86%	89,74%	49,60%	53,52%	92,66%	56,83%	63,91%	88,91%
Acumulado Total	105,44%	125,66%	83,91%	51,45%	59,23%	86,86%	273,80%	283,31%	96,64%
Média Acumulada	0,18%	0,22%	83,91%	0,09%	0,10%	86,86%	0,47%	0,49%	96,64%

Mês/Ano	Agressivo II			Agressivo MMEX		
	45% Renda Fixa + 15% Multimercados + 40% R. Variável			30% Renda Fixa + 15% Multimercados + 45% R. Variável + 10% Exterior		
	Rentabilidade	Benchmark	Performance	Rentabilidade	Benchmark	Performance
jul/17	2,87%	2,40%	119,55%	-	-	-
ago/17	3,27%	3,46%	94,40%	-	-	-
set/17	3,16%	2,34%	135,01%	-	-	-
out/17	-0,24%	0,40%	-161,71%	-	-	-
nov/17	-1,17%	-0,92%	-27,07%	-	-	-
dez/17	2,82%	2,79%	101,22%	-	-	-
2017	11,09%	10,86%	102,13%	-	-	-
jan/18	4,46%	5,57%	80,20%	-	-	-
fev/18	0,65%	0,52%	124,51%	-	-	-
mar/18	0,07%	0,35%	20,03%	-	-	-
abr/18	-0,39%	0,68%	-157,94%	-	-	-
mai/18	-4,10%	-4,85%	15,50%	-	-	-
jun/18	-1,11%	-1,77%	37,15%	-	-	-
jul/18	3,08%	4,02%	76,30%	-	-	-
ago/18	-1,40%	-1,09%	-28,35%	-	-	-
set/18	1,27%	1,67%	75,95%	-	-	-
out/18	7,26%	4,84%	150,13%	-	-	-
nov/18	1,30%	1,13%	115,06%	-	-	-
dez/18	0,94%	-0,56%	266,68%	-	-	-
2018	12,20%	10,52%	115,96%	-	-	-
jan/19	4,84%	5,27%	91,81%	-	-	-
fev/19	-0,53%	-0,66%	19,82%	-	-	-
mar/19	-0,16%	0,01%	-1654,00%	-	-	-
abr/19	1,17%	0,70%	165,48%	-	-	-
mai/19	1,41%	0,72%	195,50%	-	-	-
jun/19	2,58%	2,22%	116,37%	-	-	-
jul/19	2,43%	0,76%	320,04%	-	-	-
ago/19	1,04%	0,04%	2462,97%	-	-	-
set/19	1,23%	1,71%	71,92%	-	-	-
out/19	1,38%	1,49%	92,77%	-	-	-
nov/19	0,32%	0,43%	74,87%	-	-	-
dez/19	4,21%	3,61%	116,62%	-	-	-
2019	21,67%	17,40%	124,64%	-	-	-
jan/20	0,29%	-0,37%	177,95%	-	-	-
fev/20	-2,95%	-3,75%	21,52%	-	-	-
mar/20	-12,95%	-13,73%	5,67%	-	-	-
abr/20	4,27%	5,06%	84,36%	-	-	-
mai/20	3,51%	4,06%	86,53%	-	-	-
jun/20	4,36%	4,11%	106,10%	-	-	-
jul/20	5,15%	4,17%	123,60%	-	-	-
ago/20	-0,61%	-1,25%	51,47%	-	-	-
set/20	-2,44%	-2,44%	-0,23%	-	-	-
out/20	-0,50%	-0,23%	-102,17%	-	-	-
nov/20	5,04%	6,88%	73,29%	-	-	-
dez/20	3,79%	4,20%	90,25%	-	-	-
2020	5,56%	4,96%	112,09%	-	-	-
jan/21	-0,72%	-1,39%	52,04%	-	-	-
fev/21	-0,67%	-1,61%	41,60%	-	-	-
mar/21	1,16%	2,56%	45,25%	-	-	-
abr/21	1,63%	1,06%	153,20%	-	-	-
mai/21	2,34%	2,77%	84,66%	-	-	-
jun/21	0,62%	0,43%	144,56%	-	-	-
jul/21	-1,42%	-1,65%	85,90%	-	-	-
ago/21	-1,11%	-0,78%	-142,47%	-	-	-
set/21	-2,51%	-2,41%	-104,35%	-	-	-
out/21	-4,18%	-2,59%	-161,59%	-	-	-
nov/21	-0,73%	-0,42%	-173,55%	-	-	-
dez/21	1,11%	1,67%	66,63%	-	-	-
2021	-4,59%	-2,53%	-181,38%	-	-	-
jan/22	2,69%	3,31%	81,29%	-	-	-
fev/22	-0,41%	0,87%	-146,35%	-	-	-
mar/22	3,54%	3,37%	105,04%	-	-	-
abr/22	-4,27%	-3,46%	-123,44%	-5,36%	-4,58%	-114,69%
mai/22	0,96%	1,92%	50,30%	0,47%	1,52%	30,95%
jun/22	-3,99%	-4,20%	94,90%	-4,68%	-4,83%	96,91%
jul/22	2,97%	2,45%	121,37%	3,84%	3,21%	119,62%
ago/22	3,66%	3,36%	109,06%	3,47%	3,04%	114,07%
set/22	0,65%	0,89%	72,26%	-0,14%	0,21%	-168,57%
out/22	3,37%	2,84%	118,54%	3,90%	3,38%	115,40%
nov/22	-3,20%	-0,99%	-322,69%	-2,84%	-0,54%	-522,65%
dez/22	-0,83%	-0,41%	-200,10%	-1,64%	-1,28%	-128,75%
2022	4,76%	10,00%	47,62%	-3,34%	-0,27%	-1220,40%



jan/23	1,80%	2,03%	89,02%	2,17%	2,48%	87,26%
fev/23	-2,95%	-2,61%	-113,01%	-3,37%	-3,17%	-106,41%
mar/23	-1,26%	-0,66%	-192,74%	-1,64%	-0,95%	-173,90%
abr/23	1,25%	1,54%	81,05%	1,20%	1,52%	78,78%
mai/23	3,17%	2,12%	149,17%	3,38%	2,20%	153,40%
jun/23	4,45%	4,31%	103,35%	4,81%	4,62%	104,16%
jul/23	2,17%	2,01%	108,26%	2,40%	2,17%	110,57%
ago/23	-1,81%	-1,63%	-110,91%	-2,09%	-1,94%	-107,86%
set/23	0,71%	0,72%	97,73%	0,30%	0,33%	90,47%
out/23	-1,14%	-0,73%	-157,27%	-1,76%	-1,02%	-172,07%
nov/23	5,49%	5,81%	94,51%	6,58%	6,95%	94,70%
dez/23	2,93%	2,95%	99,21%	3,40%	3,37%	100,97%
2023	15,42%	16,54%	93,24%	15,93%	16,99%	93,78%
jan/24	-1,31%	-1,53%	85,78%	-1,43%	-1,57%	91,12%
fev/24	0,71%	0,78%	91,48%	1,12%	1,18%	94,25%
mar/24	0,32%	0,22%	147,80%	0,55%	0,38%	143,94%
abr/24	-1,52%	-0,51%	-300,72%	-1,85%	-0,77%	-241,05%
mai/24	-0,67%	-0,80%	83,23%	-0,38%	-0,51%	74,03%
jun/24	0,87%	1,06%	82,44%	1,70%	1,83%	93,02%
jul/24	1,71%	1,84%	92,83%	1,96%	2,22%	88,18%
ago/24	2,75%	3,13%	87,82%	3,14%	3,56%	88,19%
set/24	-0,79%	-0,69%	-114,01%	-1,26%	-1,18%	-106,75%
out/24	-0,05%	-0,18%	29,12%	0,13%	-0,01%	1967,97%
nov/24	-1,09%	-0,68%	-159,98%	-0,58%	-0,01%	-543,77%
dez/24	-1,70%	-1,24%	-127,23%	-0,85%	-1,64%	52,11%
2024	-0,87%	2,00%	-43,36%	2,13%	3,40%	62,75%
jan/25	2,30%	2,53%	91,04%	1,07%	2,37%	45,11%
fev/25	-0,36%	-0,60%	60,43%	-0,59%	-0,93%	63,73%
mar/25	2,33%	2,85%	81,66%	1,70%	2,37%	71,60%
abr/25	3,28%	2,55%	128,51%	3,40%	2,51%	135,43%
mai/25	2,01%	1,26%	159,16%	2,65%	1,82%	145,35%
jun/25	1,62%	1,34%	120,65%	1,45%	1,21%	120,03%
jul/25	-1,19%	-1,23%	97,10%	-1,14%	-1,23%	92,08%
ago/25	3,47%	3,37%	103,02%	3,56%	3,44%	103,67%
set/25	2,01%	2,17%	92,29%	2,09%	2,27%	92,12%
out/25	1,22%	1,66%	73,39%	1,43%	1,91%	74,91%
nov/25	3,15%	3,23%	97,55%	3,19%	3,32%	96,33%
dez/25	1,10%	1,15%	95,79%	1,05%	1,42%	73,68%
2025	22,94%	22,17%	103,49%	21,62%	22,35%	96,73%
jan/26	4,94%	5,88%	83,94%	5,36%	6,05%	88,58%
fev/26	2,32%	2,29%	101,68%	0,97%	2,25%	43,25%
mar/26	-2,38%	-0,25%	-958,70%	-2,50%	-0,99%	-251,38%
2026	4,82%	8,03%	59,97%	3,73%	7,36%	50,64%
Acumulado Últimos 12 Meses	23,54%	25,91%	90,86%	23,47%	26,52%	88,49%
Acumulado Últimos 24 Meses	28,11%	34,44%	81,63%	28,56%	35,85%	79,67%
Acumulado Últimos 36 Meses	51,16%	57,86%	88,41%	53,84%	61,65%	87,33%
Acumulado Total	135,95%	152,24%	89,30%	44,38%	58,46%	75,91%
Média Acumulada	0,23%	0,26%	89,30%	0,08%	0,10%	75,91%

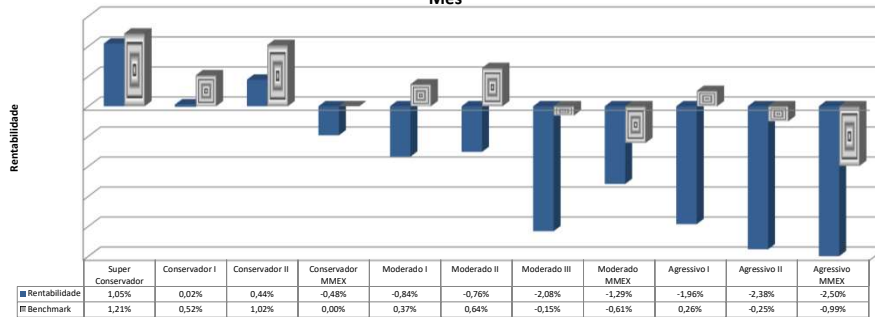
* Rentabilidade apurada com início em 01/07/2017 (mês de implantação da nova composição dos perfis de investimento, com a inclusão do segmento de multimercados)

** A partir de 01/07/2017 os atuais perfis Conservador II (antes Conservador I), Moderado II (antes Moderado) e Agressivo I (antes Agressivo II), mudaram somente a descrição, mantendo sua composição anterior e seu histórico. *** A partir de 01/10/2017 entrou em vigor os perfis Moderado III e Moderado IV.

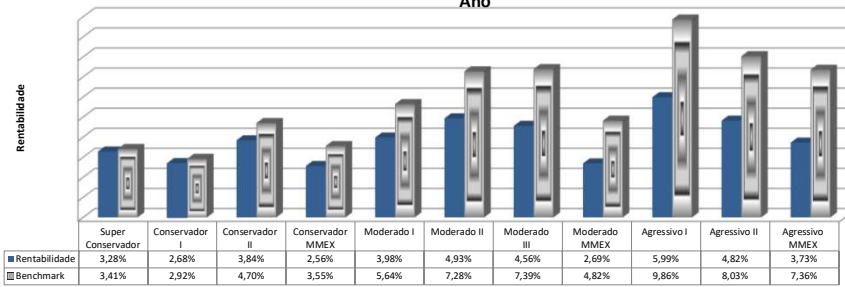
**** A partir de 01/10/2020 entrou em vigor as alterações na composição dos Perfis Moderado I, Moderado III e Agressivo II. O Perfil Moderado IV deixou de vigorar.

***** A partir de 01/04/2022 entrou em vigor os Perfis Conservador MMEX, Moderado MMEX e Agressivo MMEX

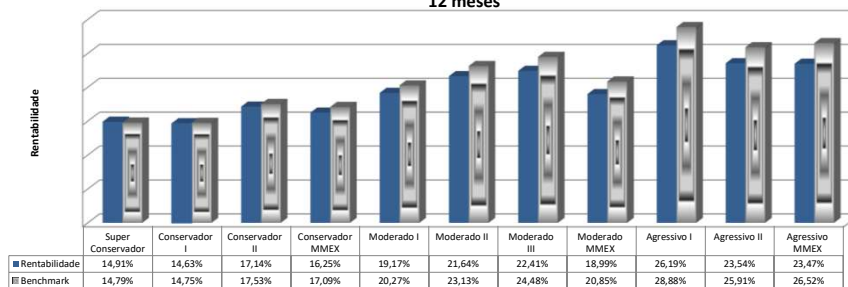
Mês



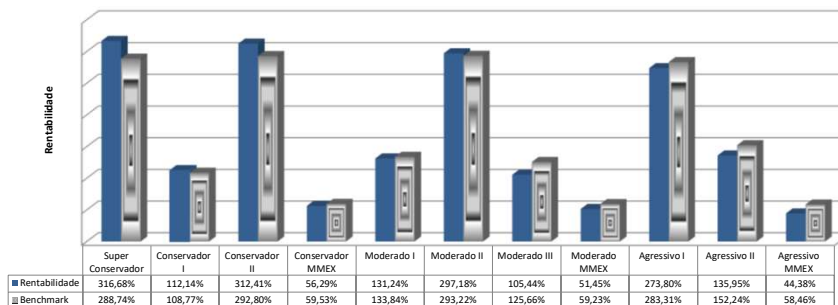
Ano



12 meses



Desde o Início



* Rentabilidade apurada com início em 01/07/2017 (mês de implantação da nova composição dos perfis de investimento, com a inclusão do segmento de multimercados)
 ** A partir de 01/07/2017 os atuais perfis Conservador II (antes Conservador I), Moderado II (antes Moderado) e Agressivo I (antes Agressivo II), mudaram somente a descrição, mantendo sua composição
 *** A partir de 01/10/2017 entrou em vigor os perfis Moderado III e Moderado IV.
 **** A partir de 01/10/2020 entrou em vigor as alterações na composição dos Perfis Moderado I, Moderado III e Agressivo II. O Perfil Moderado IV deixou de vigorar.
 ***** A partir de 01/04/2022 entrou em vigor os Perfis Conservador MMEX, Moderado MMEX e Agressivo MMEX

HISTÓRICO INDICADORES							
DATA	CONSOLIDADA	RENDA FIXA	RENDA VARIÁVEL	MULTIMERCADOS	EMPRÉSTIMOS	CDI	IBOV
jan-01	5,78%	1,37%	13,55%	-	-	1,26%	-
fev-01	-1,41%	1,30%	-5,80%	-	-	1,01%	-
mar-01	-1,24%	1,20%	-4,34%	-	-	1,25%	-
abr-01	3,04%	1,47%	6,39%	-	-	1,18%	-
mai-01	0,37%	1,56%	-2,72%	-	-	1,33%	-
jun-01	1,92%	1,46%	0,93%	-	-	1,27%	-
jul-01	0,86%	1,92%	-1,84%	-	-	1,50%	-
ago-01	0,37%	1,92%	-4,69%	-	-	1,60%	-
set-01	-1,54%	1,23%	-11,99%	-	-	1,32%	-
out-01	2,59%	1,73%	6,51%	-	-	1,53%	-
nov-01	3,46%	1,65%	10,80%	-	-	1,39%	-
dez-01	9,62%	1,23%	4,89%	-	-	1,39%	-
TOTAL	25,90%	19,60%	10,05%	-	-	17,26%	-7,61%
jan-02	1,28%	1,37%	-0,09%	-	-	1,53%	-
fev-02	3,08%	0,69%	11,42%	-	-	1,25%	-
mar-02	0,84%	1,22%	-0,26%	-	-	1,37%	-
abr-02	1,89%	1,44%	2,63%	-	-	1,48%	-
mai-02	-0,02%	0,86%	-2,02%	-	-	1,40%	-
jun-02	-1,03%	1,34%	-9,66%	-	-	1,31%	-
jul-02	-0,78%	1,57%	-8,50%	-	-	1,53%	-
ago-02	2,76%	1,64%	6,03%	-	-	1,45%	-
set-02	-1,88%	1,63%	-14,28%	-	-	1,38%	-
out-02	5,77%	1,97%	21,20%	-	-	1,64%	-
nov-02	0,95%	2,04%	-2,52%	-	-	1,53%	-
dez-02	4,47%	3,11%	8,95%	-	-	1,73%	-
TOTAL	18,42%	20,58%	7,97%	-	-	19,09%	-17,8%
jan-03	1,01%	2,72%	-5,15%	-	-	1,97%	-
fev-03	1,63%	2,54%	-3,49%	-	-	1,83%	-
mar-03	2,53%	2,05%	4,14%	-	-	1,77%	-
abr-03	3,72%	1,71%	9,26%	-	-	1,87%	-
mai-03	2,56%	1,10%	6,53%	-	-	1,96%	-
jun-03	-0,94%	-1,37%	-0,36%	-	-	1,85%	-
jul-03	2,70%	1,08%	6,93%	-	-	2,08%	-
ago-03	5,44%	1,56%	7,66%	-	-	1,76%	-
set-03	1,03%	1,76%	-0,19%	-	-	1,67%	-
out-03	3,74%	1,51%	7,73%	-	-	1,63%	-
nov-03	4,18%	1,32%	9,40%	-	-	1,34%	-
dez-03	8,64%	1,41%	21,36%	-	-	1,37%	-
TOTAL	42,45%	18,78%	81,70%	-	-	23,26%	97,1%
jan-04	0,85%	1,32%	1,55%	-	-	1,26%	-
fev-04	1,07%	1,11%	-0,17%	-	-	1,08%	-
mar-04	2,57%	1,44%	3,41%	-	-	1,37%	-
abr-04	-3,04%	1,26%	-10,23%	-	-	1,17%	-
mai-04	2,58%	1,32%	4,43%	-	-	1,22%	-
jun-04	3,45%	1,31%	7,03%	-	-	1,22%	-
jul-04	5,48%	1,36%	12,81%	-	-	1,28%	-
ago-04	4,60%	1,36%	8,55%	-	-	1,29%	-
set-04	0,61%	1,26%	-0,44%	-	-	1,24%	-
out-04	-0,71%	1,19%	-3,62%	-	-	1,21%	-
nov-04	5,44%	1,28%	10,89%	-	-	1,25%	-
dez-04	3,23%	1,47%	5,61%	-	-	1,48%	-
TOTAL	29,04%	16,86%	43,32%	-	-	16,16%	17,74%
jan-05	-1,43%	1,34%	-5,08%	-	-	1,38%	-
fev-05	5,66%	1,17%	12,55%	-	-	1,22%	-
mar-05	-1,92%	1,53%	-8,19%	-	-	1,52%	-
abr-05	-3,78%	1,42%	-13,06%	-	-	1,41%	-
mai-05	1,75%	1,45%	-0,51%	-	-	1,50%	-
jun-05	0,29%	1,45%	-1,10%	-	-	1,58%	-
jul-05	2,53%	1,39%	6,46%	-	-	1,51%	-
ago-05	3,73%	1,50%	9,69%	-	-	1,65%	-
set-05	4,28%	1,36%	13,09%	-	-	1,50%	-
out-05	-0,41%	1,42%	-5,80%	-	-	1,40%	-
nov-05	2,99%	1,34%	7,12%	-	-	1,38%	-
dez-05	3,57%	1,44%	9,18%	-	-	1,47%	-
TOTAL	18,17%	18,17%	18,37%	-	-	19,00%	27,06%
jan-06	6,55%	1,50%	18,34%	-	-	1,43%	-
fev-06	1,04%	1,24%	0,52%	-	-	1,14%	-
mar-06	0,64%	1,18%	-0,57%	-	-	1,42%	-
abr-06	2,22%	1,03%	6,46%	-	-	1,08%	-
mai-06	-1,53%	0,87%	-7,03%	-	-	1,28%	-
jun-06	0,97%	1,23%	0,29%	-	-	1,18%	-
jul-06	2,06%	1,33%	3,66%	-	-	1,17%	-
ago-06	0,05%	1,33%	-2,70%	-	-	1,25%	-
set-06	0,07%	1,08%	-2,26%	-	-	1,05%	-
out-06	3,26%	1,30%	7,26%	-	-	1,09%	-
nov-06	3,47%	1,12%	8,66%	-	-	1,02%	-
dez-06	2,58%	1,10%	6,82%	-	-	0,98%	-
TOTAL	23,36%	15,29%	42,12%	-	-	15,04%	33,73%
jan-07	1,25%	1,13%	0,23%	-	-	1,08%	-
fev-07	0,37%	0,90%	-0,36%	-	-	0,87%	-
mar-07	1,80%	1,13%	3,00%	-	-	1,05%	-
abr-07	3,40%	1,02%	8,37%	-	-	0,94%	-
mai-07	3,24%	1,07%	6,63%	-	-	1,02%	-
jun-07	2,61%	0,88%	5,47%	-	-	0,90%	-
jul-07	1,10%	1,02%	-0,90%	-	-	0,97%	-
ago-07	-0,41%	0,90%	-1,25%	-	-	0,99%	-
set-07	2,90%	0,89%	8,59%	-	-	0,80%	-
out-07	3,88%	0,90%	10,64%	-	-	0,92%	-
nov-07	-0,43%	0,80%	-2,95%	-	-	0,84%	-
dez-07	0,77%	0,78%	1,19%	-	-	0,84%	-
TOTAL	22,36%	12,04%	44,79%	-	-	11,81%	43,68%
jan-08	-3,31%	0,70%	-10,34%	-	-	0,92%	-
fev-08	5,55%	0,86%	15,45%	-	-	0,80%	-
mar-08	-0,92%	0,78%	-4,34%	-	-	0,84%	-
abr-08	4,10%	0,59%	12,87%	-	-	0,90%	-
mai-08	5,76%	0,96%	16,38%	-	-	0,87%	-
jun-08	-2,83%	0,96%	-10,47%	-	-	0,95%	-
jul-08	-1,94%	1,14%	-9,54%	-	-	1,06%	-
ago-08	-1,53%	1,01%	-7,52%	-	-	1,01%	-
set-08	-5,01%	1,15%	-18,16%	-	-	1,10%	-
out-08	-6,57%	0,81%	-24,09%	-	-	1,17%	-
nov-08	0,53%	1,18%	-0,41%	-	-	1,00%	-
dez-08	1,42%	1,19%	1,45%	-	-	1,11%	-
TOTAL	-5,49%	11,94%	-38,86%	-	-	12,38%	-41,25%

DATA	HISTÓRICO INDICADORES						
	CONSOLIDADA	RENDA FIXA	RENDA VARIÁVEL	MULTIMERCADOS	EMPRÉSTIMOS	CDI	IBOV
jan-09	1,87%	1,10%	3,64%	-	-	1,05%	-
fev-09	-0,81%	1,24%	-5,85%	-	-	0,85%	-
mar-09	2,12%	1,26%	3,49%	-	-	0,97%	-
abr-09	5,13%	0,93%	14,57%	-	-	0,84%	-
mai-09	5,72%	0,84%	15,97%	-	-	0,77%	-
jun-09	-0,41%	0,84%	-2,88%	-	-	0,75%	-
jul-09	2,22%	0,88%	4,96%	-	-	0,78%	-
ago-09	0,90%	0,72%	1,28%	-	-	0,69%	-
set-09	3,30%	0,77%	8,45%	-	-	0,69%	-
out-09	2,44%	0,87%	5,27%	-	-	0,69%	-
nov-09	2,94%	0,73%	7,32%	-	-	0,66%	-
dez-09	1,35%	0,79%	2,42%	-	-	0,72%	-
TOTAL	30,05%	11,52%	73,81%	-	-	9,89%	82,66%
jan-10	-1,18%	0,70%	-4,76%	-	-	0,66%	-
fev-10	1,53%	0,68%	3,21%	-	-	0,59%	-
mar-10	2,65%	0,84%	5,88%	-	-	0,76%	-
abr-10	-0,69%	0,62%	-2,84%	-	-	0,66%	-
mai-10	-2,38%	0,77%	-7,75%	-	-	0,75%	-
jun-10	-1,27%	0,84%	-5,38%	-	-	0,79%	-
jul-10	3,59%	0,85%	9,55%	-	-	0,86%	-
ago-10	-0,30%	0,99%	-2,83%	-	-	0,89%	-
set-10	2,79%	0,89%	6,70%	-	-	0,84%	-
out-10	1,71%	0,95%	2,86%	-	-	0,81%	-
nov-10	-0,38%	0,84%	-2,64%	-	1,05%	0,81%	-
dez-10	1,08%	1,04%	1,23%	-	1,21%	0,93%	-
TOTAL	7,18%	10,50%	1,63%	-	2,27%	9,74%	1,04%
jan-11	-0,93%	0,87%	-5,89%	-	1,12%	0,86%	-3,94%
fev-11	0,67%	0,85%	0,10%	-	1,09%	0,84%	1,22%
mar-11	1,05%	1,00%	0,99%	-	1,19%	0,92%	1,79%
abr-11	0,34%	0,85%	-1,29%	-	1,09%	0,84%	-3,58%
mai-11	0,21%	1,04%	-2,39%	-	1,28%	0,99%	-2,29%
jun-11	0,41%	0,97%	-0,89%	-	1,24%	0,95%	-3,43%
jul-11	-0,40%	0,98%	-8,42%	-	1,26%	0,97%	-5,74%
ago-11	1,03%	1,33%	-1,59%	-	1,40%	1,07%	-3,96%
set-11	0,78%	1,05%	-1,99%	-	1,23%	0,94%	-7,38%
out-11	1,46%	0,92%	7,46%	-	1,15%	0,88%	11,49%
nov-11	0,42%	0,93%	-4,90%	-	1,12%	0,86%	-2,51%
dez-11	0,87%	0,92%	0,34%	-	1,18%	0,91%	-0,21%
TOTAL	6,04%	12,36%	-17,70%	-	15,32%	11,59%	-16,10%
jan-12	1,69%	0,95%	10,26%	-	1,15%	0,89%	11,13%
fev-12	1,02%	0,82%	3,33%	-	0,97%	0,74%	4,34%
mar-12	0,84%	1,03%	-1,34%	-	1,06%	0,81%	-1,98%
abr-12	0,60%	0,93%	-2,72%	-	0,91%	0,70%	-4,17%
mai-12	-0,25%	0,81%	-10,99%	-	0,95%	0,73%	-11,86%
jun-12	0,65%	0,70%	0,11%	-	0,83%	0,64%	-0,25%
jul-12	1,01%	0,80%	3,28%	-	0,88%	0,68%	3,21%
ago-12	0,78%	0,74%	1,29%	-	0,88%	0,69%	1,72%
set-12	0,91%	0,66%	3,59%	-	0,79%	0,54%	3,70%
out-12	0,44%	0,71%	-2,63%	-	0,79%	0,63%	-3,56%
nov-12	0,66%	0,69%	0,29%	-	0,71%	0,54%	0,71%
dez-12	1,04%	0,58%	6,07%	-	0,70%	0,53%	6,05%
TOTAL	9,78%	9,84%	9,48%	-	11,05%	8,41%	7,40%
jan-13	0,49%	0,62%	-1,05%	-	0,76%	0,59%	-1,95%
fev-13	0,14%	0,47%	-3,80%	-	0,63%	0,48%	-3,91%
mar-13	0,39%	0,60%	-2,10%	-	0,70%	0,54%	-1,87%
abr-13	0,50%	0,61%	-0,77%	-	0,78%	0,60%	-0,78%
mai-13	0,43%	0,64%	-2,07%	-	0,76%	0,58%	-4,30%
jun-13	-0,13%	0,56%	-8,09%	-	0,77%	0,59%	-11,31%
jul-13	0,72%	0,69%	1,07%	-	0,92%	0,71%	1,64%
ago-13	0,76%	0,68%	1,95%	-	0,90%	0,69%	3,68%
set-13	0,95%	0,74%	3,82%	-	0,90%	0,70%	4,65%
out-13	1,13%	0,85%	4,23%	-	1,03%	0,80%	3,66%
nov-13	0,72%	0,68%	0,89%	-	0,91%	0,71%	-3,27%
dez-13	0,64%	0,91%	-2,64%	-	1,01%	0,78%	-1,86%
TOTAL	6,95%	8,34%	-8,83%	-	10,55%	8,05%	-15,50%
jan-14	0,26%	0,75%	-6,60%	-	1,09%	0,84%	-7,51%
fev-14	0,92%	0,95%	0,64%	-	1,02%	0,78%	-1,14%
mar-14	1,08%	0,81%	3,96%	-	0,99%	0,76%	7,05%
abr-14	0,97%	0,90%	1,82%	-	1,06%	0,81%	2,40%
mai-14	0,91%	0,93%	0,61%	-	1,12%	0,86%	-0,75%
jun-14	1,05%	0,86%	3,16%	-	1,06%	0,82%	3,76%
jul-14	1,13%	0,97%	2,95%	-	1,22%	0,94%	5,00%
ago-14	1,42%	0,93%	7,11%	-	1,12%	0,86%	9,78%
set-14	-0,04%	0,86%	-10,37%	-	1,17%	0,90%	-11,70%
out-14	1,07%	0,95%	2,52%	-	1,23%	0,94%	0,95%
nov-14	1,13%	1,01%	2,61%	-	1,09%	0,84%	0,18%
dez-14	0,38%	0,99%	-6,89%	-	1,24%	0,95%	-8,62%
TOTAL	10,76%	11,48%	-0,84%	-	14,27%	10,81%	-2,91%
jan-15	0,46%	1,04%	-7,04%	-	1,21%	0,93%	-6,20%
fev-15	1,45%	0,90%	8,77%	-	1,07%	0,82%	9,97%
mar-15	1,12%	1,04%	2,21%	-	1,35%	1,03%	-0,84%
abr-15	1,38%	0,99%	6,81%	-	1,23%	0,95%	9,93%
mai-15	0,71%	1,07%	-4,10%	-	1,28%	0,98%	-6,17%
jun-15	1,15%	1,08%	2,22%	-	1,39%	1,06%	0,61%
jul-15	1,14%	1,30%	-1,21%	-	1,53%	1,18%	-4,17%
ago-15	0,56%	1,07%	-6,70%	-	1,44%	1,11%	-8,33%
set-15	0,99%	1,15%	-1,21%	-	1,44%	1,11%	-3,36%
out-15	1,04%	1,15%	-0,66%	-	1,44%	1,11%	1,80%
nov-15	0,98%	1,05%	-0,03%	-	1,37%	1,06%	-1,63%
dez-15	1,05%	1,25%	-1,84%	-	1,51%	1,16%	-3,93%
TOTAL	12,72%	13,88%	-3,94%	-	17,53%	13,23%	-13,31%
jan-16	0,94%	1,14%	-2,37%	-	1,37%	1,06%	-6,79%
fev-16	0,98%	0,95%	1,48%	-	1,30%	1,00%	5,91%
mar-16	1,38%	1,10%	6,08%	-	1,51%	1,16%	16,97%
abr-16	1,28%	1,15%	3,50%	-	1,37%	1,05%	7,70%
mai-16	0,86%	1,14%	-4,05%	-	1,44%	1,11%	-10,09%
jun-16	1,46%	1,25%	5,12%	-	1,51%	1,16%	6,30%
jul-16	1,59%	1,12%	9,64%	-	1,44%	1,13%	11,23%
ago-16	1,16%	1,29%	-1,15%	-	1,58%	1,21%	1,03%
set-16	1,11%	1,22%	-0,76%	-	1,44%	1,13%	0,80%
out-16	1,59%	1,18%	8,30%	-	1,36%	1,05%	11,23%
nov-16	0,64%	1,11%	-6,89%	-	1,35%	1,04%	-4,65%
dez-16	0,86%	1,00%	-1,38%	-	1,46%	1,12%	-2,71%
TOTAL	14,74%	14,54%	17,37%	-	18,57%	14,00%	38,93%

DATA	CONSOLIDADA	RENDA FIXA	RENDA VARIÁVEL	HISTORICO INDICADORES						
				MULTIMERCADOS	EXTERIOR	EMPRÉSTIMOS	CDI	IBOV	IHFA	MSCI-W
jan-17	1,41%	1,13%	5,88%	-	-	1,42%	1,09%	7,38%	-	-
fev-17	1,07%	0,95%	2,86%	-	-	1,13%	0,87%	3,08%	-	-
mar-17	0,88%	1,00%	-1,01%	-	-	1,37%	1,05%	-2,52%	-	-
abr-17	0,91%	0,84%	1,83%	-	-	1,03%	0,79%	0,64%	-	-
mai-17	0,68%	0,99%	-3,83%	-	-	1,20%	0,93%	-4,12%	-	-
jun-17	0,87%	0,85%	1,28%	-	-	1,06%	0,81%	0,30%	-	-
jul-17	1,15%	0,87%	5,07%	1,93%	-	1,04%	0,80%	4,80%	-	-
ago-17	1,20%	0,84%	6,52%	1,27%	-	1,04%	0,80%	7,46%	-	-
set-17	1,04%	0,69%	5,86%	2,01%	-	0,83%	0,64%	4,88%	-	-
out-17	0,56%	0,68%	-0,81%	-0,41%	-	0,84%	0,65%	0,02%	-	-
nov-17	0,34%	0,62%	-3,64%	0,35%	-	0,74%	0,57%	-3,15%	-	-
dez-17	0,88%	0,54%	5,56%	1,45%	-	0,70%	0,54%	6,16%	-	-
TOTAL	11,55%	10,48%	27,80%	6,87%	-	13,13%	9,95%	26,86%	-	-
jan-18	1,30%	0,62%	8,83%	2,49%	-	0,76%	0,58%	11,14%	3,12%	-
fev-18	0,53%	0,50%	0,79%	0,62%	-	0,61%	0,47%	0,52%	0,59%	-
mar-18	0,48%	0,58%	-0,70%	0,59%	-	0,69%	0,53%	0,01%	0,60%	-
abr-18	0,29%	0,47%	-1,45%	0,15%	-	0,67%	0,52%	0,88%	0,58%	-
mai-18	-0,43%	0,46%	-9,04%	-2,08%	-	0,67%	0,52%	-10,87%	-2,20%	-
jun-18	0,14%	0,49%	-3,96%	1,08%	-	0,67%	0,52%	-5,20%	0,52%	-
jul-18	1,11%	0,58%	7,25%	0,01%	-	0,71%	0,54%	8,88%	1,07%	-
ago-18	0,19%	0,59%	-4,15%	0,26%	-	0,74%	0,57%	-3,21%	0,07%	-
set-18	0,63%	0,46%	2,57%	0,34%	-	0,61%	0,47%	3,48%	0,47%	-
out-18	1,83%	0,63%	15,95%	2,31%	-	0,71%	0,54%	10,19%	2,00%	-
nov-18	0,76%	0,58%	3,69%	-1,17%	-	0,64%	0,49%	2,38%	0,11%	-
dez-18	0,64%	0,54%	2,06%	-0,15%	-	0,64%	0,49%	-1,81%	0,04%	-
TOTAL	7,21%	6,21%	21,33%	4,45%	-	8,43%	6,42%	15,03%	7,09%	-
jan-19	1,43%	0,62%	9,57%	2,76%	-	0,71%	0,54%	10,82%	2,61%	-
fev-19	0,30%	0,50%	-1,42%	-0,37%	-	0,64%	0,49%	-1,86%	-0,23%	-
mar-19	0,39%	0,50%	-0,55%	-0,30%	-	0,61%	0,47%	-0,18%	-0,20%	-
abr-19	0,72%	0,56%	2,12%	0,50%	-	0,67%	0,52%	0,98%	0,52%	-
mai-19	0,85%	0,66%	2,33%	0,94%	-	0,71%	0,54%	0,70%	0,93%	-
jun-19	0,99%	0,53%	4,35%	2,27%	-	0,61%	0,47%	4,06%	1,51%	-
jul-19	1,04%	0,60%	4,62%	1,34%	-	0,74%	0,57%	0,84%	0,85%	-
ago-19	0,65%	0,51%	1,97%	0,33%	-	0,66%	0,50%	-0,67%	0,52%	-
set-19	0,72%	0,50%	2,65%	0,05%	-	0,61%	0,47%	3,57%	0,46%	-
out-19	0,69%	0,43%	2,09%	1,38%	-	0,63%	0,48%	2,36%	1,34%	-
nov-19	0,24%	0,18%	0,90%	-0,31%	-	0,49%	0,38%	0,95%	-0,21%	-
dez-19	1,52%	0,40%	8,56%	2,23%	-	0,49%	0,38%	6,85%	2,54%	-
TOTAL	9,96%	6,16%	43,43%	11,32%	-	7,83%	5,97%	31,58%	11,12%	-
jan-20	0,43%	0,43%	0,60%	-0,27%	-	0,49%	0,38%	-1,63%	0,56%	-
fev-20	-0,92%	0,33%	-7,27%	-0,44%	-	0,38%	0,29%	-8,43%	-1,57%	-
mar-20	-6,01%	-1,30%	-31,49%	0,11%	-	0,44%	0,34%	-29,90%	-6,24%	-
abr-20	1,87%	0,27%	9,39%	1,44%	-	0,37%	0,28%	10,25%	2,90%	-
mai-20	1,67%	0,44%	7,19%	1,68%	-	0,31%	0,24%	8,57%	1,87%	-
jun-20	2,10%	0,44%	10,19%	0,50%	-	0,28%	0,22%	8,76%	1,81%	-
jul-20	2,47%	0,65%	11,93%	0,62%	-	0,25%	0,19%	8,27%	2,68%	-
ago-20	-0,06%	0,35%	-2,29%	0,67%	-	0,16%	0,16%	-3,44%	0,25%	-
set-20	-0,75%	0,14%	-4,80%	-1,87%	-	0,20%	0,16%	-4,80%	-1,90%	-
out-20	-0,07%	0,17%	-0,93%	-1,35%	-	0,20%	0,16%	-0,69%	-0,28%	-
nov-20	2,41%	0,24%	12,08%	0,65%	-	0,19%	0,15%	15,90%	2,99%	-
dez-20	1,99%	0,42%	8,68%	0,86%	-	0,21%	0,16%	9,30%	2,71%	-
TOTAL	4,93%	2,60%	3,76%	2,57%	-	3,61%	2,77%	2,92%	5,51%	-
jan-21	-0,15%	0,22%	-1,56%	-1,32%	-	0,19%	0,15%	-3,32%	-0,87%	-
fev-21	-0,28%	0,19%	-2,65%	2,02%	-	0,17%	0,13%	-4,37%	0,50%	-
mar-21	0,59%	0,20%	2,29%	1,02%	-	0,26%	0,20%	6,00%	0,48%	-
abr-21	0,94%	0,34%	3,38%	0,80%	-	0,27%	0,21%	1,94%	1,28%	-
mai-21	1,34%	0,41%	5,22%	0,85%	-	0,35%	0,27%	6,16%	1,21%	-
jun-21	0,54%	0,43%	-1,10%	-0,11%	-	0,40%	0,30%	0,46%	0,70%	-
jul-21	-0,41%	0,46%	-3,42%	-1,69%	-	0,46%	0,36%	-3,94%	-1,54%	-
ago-21	-0,32%	0,55%	-3,69%	0,75%	-	0,55%	0,42%	-2,48%	0,12%	-
set-21	-1,02%	0,59%	-7,29%	0,93%	-	0,57%	0,44%	-6,57%	0,15%	-
out-21	-1,86%	0,52%	-10,83%	-0,57%	-	0,62%	0,48%	-6,74%	-0,73%	-
nov-21	0,03%	0,68%	-2,50%	-0,26%	-	0,76%	0,59%	-1,53%	-0,49%	-
dez-21	0,95%	0,83%	1,35%	1,32%	-	0,99%	0,76%	2,85%	1,25%	-
TOTAL	0,29%	5,55%	-18,08%	3,34%	-	5,75%	4,39%	-11,93%	2,04%	-
jan-22	1,50%	0,79%	4,94%	2,42%	-	0,95%	0,73%	6,98%	1,26%	-
fev-22	0,32%	0,85%	2,49%	1,41%	-	0,88%	0,75%	0,89%	1,21%	-
mar-22	1,93%	1,02%	5,90%	4,80%	-	1,20%	0,92%	6,06%	3,55%	-
abr-22	-1,07%	0,86%	-12,20%	1,47%	-2,46%	1,09%	0,83%	-10,10%	1,36%	-4,93%
mai-22	1,03%	1,11%	0,72%	1,17%	-3,64%	1,34%	1,03%	3,22%	1,10%	-4,02%
jun-22	-0,75%	1,08%	-11,30%	0,30%	-	1,32%	1,01%	-11,50%	-0,39%	-1,05%
jul-22	1,71%	1,08%	6,23%	-0,02%	7,21%	1,35%	1,03%	4,69%	0,72%	6,84%
ago-22	2,00%	1,23%	7,09%	1,79%	-3,65%	1,52%	1,17%	6,16%	2,44%	-4,51%
set-22	0,97%	1,17%	-0,21%	1,36%	-6,03%	1,40%	1,07%	0,47%	1,49%	-5,49%
out-22	1,74%	1,09%	7,16%	1,10%	3,32%	1,33%	1,02%	5,45%	1,34%	4,14%
nov-22	-0,15%	1,01%	-8,38%	2,06%	9,33%	1,33%	1,02%	-3,06%	-1,52%	7,55%
dez-22	0,59%	1,18%	-3,57%	0,48%	-4,61%	1,46%	1,12%	-2,45%	0,40%	-5,72%
TOTAL	10,20%	13,20%	-8,64%	13,90%	-1,31%	16,37%	12,37%	4,69%	13,66%	-6,12%
jan-23	0,85%	0,53%	3,27%	1,70%	2,80%	1,46%	1,12%	3,37%	1,15%	4,58%
fev-23	-0,28%	0,62%	-8,01%	-0,19%	1,20%	0,92%	0,92%	-7,49%	-0,19%	-4,58%
mar-23	0,57%	1,16%	-4,52%	0,14%	0,21%	1,53%	1,17%	-2,91%	-0,15%	0,32%
abr-23	0,94%	0,86%	2,13%	0,03%	-0,22%	1,20%	0,92%	2,50%	0,81%	0,00%
mai-23	1,61%	1,21%	6,41%	0,39%	0,77%	1,46%	1,12%	3,74%	0,81%	0,63%
jun-23	1,84%	1,18%	10,40%	-1,59%	0,12%	1,40%	1,07%	9,00%	1,51%	0,18%
jul-23	1,35%	1,17%	3,89%	0,62%	2,10%	1,40%	1,07%	3,27%	1,47%	1,62%
ago-23	0,70%	1,30%	-6,09%	0,20%	2,15%	1,48%	1,14%	-5,00%	-0,73%	1,15%
set-23	0,95%	1,05%	0,54%	0,15%	-2,74%	1,27%	0,97%	0,71%	0,01%	-2,78%
out-23	0,55%	1,03%	-3,76%	-0,64%	-2,75%	1,30%	1,00%	-2,94%	-0,86%	-2,00%
nov-23	2,05%	1,09%	11,39%	2,96%	6,90%	1,19%	0,92%	12,54%	2,52%	6,58%
dez-23	1,42%	0,97%	5,39%	2,25%	3,48%	1,17%	0,90%	5,38%	2,65%	2,81%
TOTAL	13,27%	12,86%	20,59%	6,21%	13,98%	17,28%	13,05%	22,28%	9,31%	12,98%



jan-24	0,62%	1,07%	-4,48%	-0,03%	2,72%	1,26%	0,97%	-4,79%	-0,32%	3,48%
fev-24	0,87%	0,89%	0,72%	0,16%	5,00%	1,04%	0,80%	0,99%	0,15%	4,74%
mar-24	0,80%	0,92%	-0,83%	1,62%	4,08%	1,08%	0,83%	-0,71%	0,85%	3,25%
abr-24	0,40%	0,87%	-3,59%	-3,16%	-0,22%	1,16%	0,89%	-1,70%	-1,49%	-0,45%
mai-24	0,61%	0,92%	-2,91%	0,57%	5,69%	1,08%	0,83%	-3,04%	0,28%	5,64%
jun-24	0,86%	0,85%	0,98%	0,68%	9,04%	1,03%	0,79%	1,48%	0,76%	8,10%
jul-24	1,14%	1,00%	2,82%	0,90%	2,53%	1,18%	0,91%	3,02%	1,51%	3,59%
ago-24	1,27%	0,94%	5,03%	2,07%	2,87%	1,13%	0,87%	6,54%	0,79%	2,40%
set-24	0,56%	0,88%	-3,40%	1,14%	-1,65%	1,09%	0,83%	-3,08%	1,08%	-2,05%
out-24	0,76%	0,93%	-1,15%	-0,08%	3,75%	1,21%	0,93%	-1,60%	0,29%	3,89%
nov-24	0,46%	0,78%	-1,12%	1,40%	8,36%	1,03%	0,79%	-3,12%	1,40%	9,45%
dez-24	0,40%	0,84%	-5,12%	-0,21%	12,31%	1,21%	0,93%	-4,28%	0,36%	-0,45%
TOTAL	9,08%	11,45%	-15,41%	5,06%	69,07%	14,36%	10,87%	-10,36%	5,76%	49,65%
jan-25	1,24%	1,09%	4,58%	-0,11%	-13,03%	1,31%	1,01%	4,86%	0,88%	-2,58%
fev-25	0,83%	1,04%	-2,23%	0,42%	0,38%	1,28%	0,99%	-2,64%	0,11%	-0,50%
mar-25	1,19%	1,00%	4,58%	0,32%	-7,09%	1,25%	0,96%	6,08%	-0,07%	-6,38%
abr-25	1,37%	1,09%	5,64%	3,53%	0,01%	1,37%	1,06%	3,69%	4,00%	-0,69%
mai-25	1,31%	1,19%	3,29%	1,04%	6,54%	1,48%	1,14%	1,45%	1,13%	6,58%
jun-25	1,22%	1,16%	1,87%	2,36%	-0,90%	1,43%	1,10%	1,33%	2,12%	-0,38%
jul-25	0,95%	1,28%	-4,22%	-0,54%	4,58%	1,66%	1,28%	-4,17%	-0,90%	3,92%
ago-25	1,50%	1,20%	6,64%	1,85%	-0,61%	1,52%	1,16%	6,28%	2,24%	-0,72%
set-25	1,37%	1,27%	3,11%	1,28%	1,16%	1,59%	1,22%	3,40%	1,76%	1,04%
out-25	1,27%	1,27%	1,45%	0,46%	3,25%	1,66%	1,28%	2,26%	1,25%	3,20%
nov-25	1,36%	1,08%	6,32%	0,91%	-1,12%	1,37%	1,05%	6,37%	1,98%	-0,76%
dez-25	1,16%	1,18%	0,64%	2,08%	0,93%	1,59%	1,22%	1,29%	0,54%	3,91%
TOTAL	15,80%	14,78%	35,86%	14,41%	-7,20%	18,99%	14,31%	33,95%	15,33%	6,17%
jan-26	1,75%	1,22%	10,08%	2,39%	1,00%	1,52%	1,16%	12,56%	2,23%	-2,86%
fev-26	1,15%	0,98%	3,68%	2,73%	-13,88%	1,30%	1,00%	4,09%	1,33%	-0,91%
mar-26	0,55%	1,05%	-4,97%	-5,76%	2,91%	1,58%	1,21%	-0,70%	-3,42%	-5,28%
TOTAL	3,49%	3,28%	8,45%	-0,87%	-10,49%	4,46%	3,41%	16,35%	0,05%	-8,83%